

**UNITED STATES
SECURITIES AND EXCHANGE COMMISSION
WASHINGTON, D.C. 20549**

SCHEDULE 14A

(RULE 14a-101)

SCHEDULE 14A INFORMATION

**Proxy Statement Pursuant to Section 14(a) of the
Securities Exchange Act of 1934
(Amendment No.)**

Filed by the Registrant ☒

Filed by a Party other than the Registrant ☐

Check the appropriate box:

- ☐ Preliminary Proxy Statement
- ☐ **Confidential, for Use of the Commission Only** (as permitted by Rule 14a-6(e)(2))
- ☒ Definitive Proxy Statement
- ☐ Definitive Additional Materials
- ☐ Soliciting Material Pursuant to §240.14a-12

Paychex, Inc.

(Name of Registrant as Specified In Its Charter)

(Name of Person(s) Filing Proxy Statement, if other than the Registrant)

Payment of Filing Fee (Check the appropriate box):

- ☒ No fee required.
- ☐ Fee computed on table below per Exchange Act Rules 14a-6(i)(1) and 0-11.

(1) Title of each class of securities to which transaction applies:

(2) Aggregate number of securities to which transaction applies:

(3) Per unit price or other underlying value of transaction computed pursuant to Exchange Act Rule 0-11 (set forth the amount on which the filing fee is calculated and state how it was determined):

(4) Proposed maximum aggregate value of transaction:

(5) Total fee paid:

☐ Fee paid previously with preliminary materials.

☐ Check box if any part of the fee is offset as provided by Exchange Act Rule 0-11(a)(2) and identify the filing for which the offsetting fee was paid previously. Identify the previous filing by registration statement number, or the Form or Schedule and the date of its filing.

(1) Amount Previously Paid:

(2) Form, Schedule or Registration Statement No.:

(3) Filing Party:

(4) Date Filed:

Proxy Statement | 2019

and Notice of Annual Meeting of Stockholders

The Power of
Simplicity



PAYCHEX[®]
HR | Payroll | Benefits | Insurance

Our Purpose

We provide our customers the freedom to succeed.

Our Mission

We will be the leading provider of human resource, payroll, and employee benefit services by being an essential partner with businesses across the U.S.

Our Values

We act with uncompromising integrity.

We provide outstanding service and build trusted relationships.

We drive innovation in our products and services and continually improve our processes.

We work in partnership and support each other.

We're personally accountable and deliver on our commitments.

We treat each other with respect and dignity.



NOTICE OF ANNUAL MEETING OF STOCKHOLDERS

WHEN

Thursday, October 17, 2019
10:00 a.m. Eastern Time*

* A continental breakfast will be available from
9:00 a.m. – 10:00 a.m. Eastern Time

WHERE

The Strong
One Manhattan Square
Rochester, NY 14607

IMPORTANT NOTICE REGARDING THE AVAILABILITY OF PROXY MATERIALS FOR THE 2019 ANNUAL MEETING OF STOCKHOLDERS TO BE HELD ON OCTOBER 17, 2019

Paychex, Inc.'s Proxy Statement and
Annual Report for the year ended May 31,
2019 are available at
www.paychex.com/investors

The principal business of the 2019 Annual Meeting of Stockholders (the "Annual Meeting") will be:

1. To elect nine nominees to the Board of Directors for a one-year term;
2. To hold an advisory vote to approve named executive officer compensation;
3. To ratify the selection of PricewaterhouseCoopers LLP to serve as our independent registered public accounting firm; and
4. To transact such other business as may properly come before the meeting or any adjournment thereof.

Stockholders are cordially invited to attend the Annual Meeting. Stockholders of record at the close of business on August 19, 2019 will be entitled to notice of and to vote at the Annual Meeting and at any adjournments or postponements thereof.

If you are unable to attend the Annual Meeting, you will be able to listen via the internet. We will broadcast the Annual Meeting as a live webcast through our website. Please note that you will not be able to vote or ask questions through the webcast. The webcast will be accessible at www.paychex.com/investors under Events and Presentations and will remain available for replay for approximately one month following the meeting.

By order of the Board of Directors
Stephanie L. Schaeffer
Corporate Secretary

September 18, 2019

Welcome to the Paychex, Inc. 2019 Annual Meeting of Stockholders

VOTE YOUR SHARES

HOW TO VOTE

Your vote is very important and we hope that you will attend the Annual Meeting. You are eligible to vote if you were a stockholder of record at the close of business on August 19, 2019. Please read the proxy statement and vote right away using any of the following methods.

Stockholders of Record:



**VOTE BY
INTERNET**
Visit the website listed
on your proxy card.



**VOTE BY
TELEPHONE**
Call the telephone
number listed on your
proxy card.



VOTE BY MAIL
Sign, date, and return
your proxy card in the
enclosed envelope.



**VOTE VIA MOBILE
DEVICE**
Scan this QR code.

Make sure to have your proxy card or voting instruction card in hand and follow the instructions.

Beneficial Stockholders:

If you are a beneficial stockholder, you will receive instructions from your bank, broker, or other nominee that you must follow in order for your shares to be voted. Many of these institutions offer telephone and online voting. If you wish to vote in person at the Annual Meeting, you will need to obtain a legal proxy from your bank, broker, or other nominee to present when voting.

Table of Contents

PROXY STATEMENT SUMMARY	1
PROPOSAL 1: ELECTION OF DIRECTORS FOR A ONE-YEAR TERM	3
DIRECTOR COMPENSATION FOR THE FISCAL YEAR ENDED MAY 31, 2019	10
BENEFICIAL OWNERSHIP OF PAYCHEX COMMON STOCK	13
CORPORATE GOVERNANCE	15
Board Leadership Structure	15
Board Oversight of Risk	15
Board Meetings and Committees	16
Nomination Process	18
Policy on Transactions with Related Persons	19
Governance and Compensation Committee Interlocks and Insider Participation	20
Communications with the Board of Directors	20
CODE OF BUSINESS ETHICS AND CONDUCT	20
PROPOSAL 2: ADVISORY VOTE TO APPROVE NAMED EXECUTIVE OFFICER COMPENSATION	21
COMPENSATION DISCUSSION AND ANALYSIS	23
Executive Summary	23
Elements of Compensation	31
Compensation Decision Process	38
CEO Compensation	40
CEO Pay Ratio	41
Impact of the Internal Revenue Code	41
The Governance and Compensation Committee Report	42
NAMED EXECUTIVE OFFICER COMPENSATION	43
Fiscal 2019 Summary Compensation Table	43
Grants of Plan-Based Awards for Fiscal 2019	46
Option Exercises and Stock Vested in Fiscal 2019	48
Outstanding Equity Awards as of May 31, 2019	49
Potential Payments upon Termination or Change in Control Fiscal 2019	52
Non-Qualified Deferred Compensation Fiscal 2019	55
PROPOSAL 3: RATIFICATION OF SELECTION OF PRICEWATERHOUSECOOPERS LLP TO SERVE AS THE INDEPENDENT REGISTERED PUBLIC ACCOUNTING FIRM	57
Fees for Professional Services	58
Report of The Audit Committee	59
FREQUENTLY ASKED QUESTIONS	60
APPENDIX A: PAYCHEX, INC. NON-GAAP FINANCIAL MEASURES	A-1
APPENDIX B: PAYCHEX, INC. RECONCILIATION OF PERFORMANCE MEASURES TO THOSE REPORTED IN THE COMPANY'S CONSOLIDATED FINANCIAL STATEMENTS	B-1

PROXY STATEMENT SUMMARY

This summary highlights information contained elsewhere in this proxy statement. This summary does not contain all of the information that you should consider and you should read the entire proxy statement before voting. For more complete information regarding the performance of Paychex, Inc. (the "Company" or "Paychex") for the fiscal year ended May 31, 2019 ("fiscal 2019"), please review the Company's Annual Report on Form 10-K for fiscal 2019.

Paychex, Inc. 2019 Annual Meeting of Stockholders



October 17, 2019
10:00 a.m., Eastern Time



**The Strong,
One Manhattan Square,
Rochester, New York 14607**

Meeting Agenda and Voting Matters

Item	Management Proposal	Board Vote Recommendation	Page Reference (for more detail)
Proposal 1	Election of directors for a one-year term	FOR each director nominee	3
Proposal 2	Advisory vote to approve named executive officer compensation	FOR	21
Proposal 3	Ratification of the selection of PricewaterhouseCoopers LLP to serve as our independent registered public accounting firm	FOR	57

Fiscal 2019 Business Highlights

\$ in millions, except per share amounts	For the fiscal year ended May 31,		
	2019	2018 As adjusted ⁽¹⁾	% Change
Total revenue	\$ 3,773	\$ 3,378	12%
Operating income	\$ 1,371	\$ 1,292	6%
Net income	\$ 1,034	\$ 994	4%
Stock price (high/low) ⁽²⁾	\$87.15/\$61.64	\$ 70.25/\$54.24	24%/14%
Stock price as of fiscal year end	\$ 85.79	\$ 65.58	31%

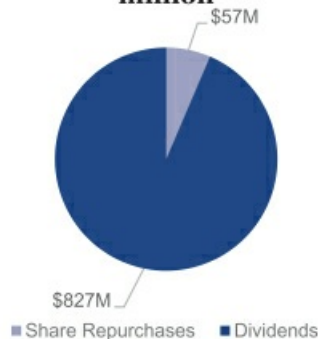
(1) Amounts have been adjusted to reflect the adoption of Accounting Standards Codification ("ASC") Topic 606, "Revenue from Contracts with Customers" ("ASC Topic 606").

(2) Based on 52-week high and low sale prices as reported on the Nasdaq Global Select Market as of May 31, 2019 and 2018.

Paychex has focused on returning value to our stockholders and continued with stockholder-friendly actions during fiscal 2019. In May 2019, the Company increased its quarterly dividend by \$0.06 per share, or 11%, to \$0.62 per share. The Company continued to repurchase its common stock to offset dilution and in fiscal 2019 repurchased 0.7 million shares for \$56.9 million.

Proxy Summary

**Returned to Stockholders
in Fiscal 2019 Over \$880
million**



**Annual Distributions to Stockholders
(\$millions)**



Pay-for-Performance

Key features of our executive compensation program that tie compensation to the Company's performance are:

- A significant portion of annual compensation is "at risk" based on performance. For the President and Chief Executive Officer ("CEO"), 87% of total target compensation is at risk. On average, for other named executive officers ("NEOs"), 76% of their total target compensation is at risk.
- Variable compensation is comprised of an annual cash incentive program and longer-term equity-based incentives. For the annual cash incentive for fiscal 2019, results for certain performance metrics were above target, resulting in payouts at 129% of target for our CEO and 127% of target for the other NEOs.
- Annual grants of performance shares in July 2017 reached the end of the two-year performance period in May 2019. Achievement was at 98% of target. The shares earned are restricted for an additional one-year period.

For more information on compensation for our NEOs and how it ties to performance, refer to the Compensation Discussion and Analysis and Named Executive Officer Compensation sections of this proxy statement.

Additional Information

Please refer to the Frequently Asked Questions section beginning on page 60 for important information about proxy materials, voting, annual meeting procedures, company documents, communications, and the deadlines to submit stockholder proposals for the 2020 Annual Meeting of Stockholders. Additionally, questions may be directed to Investor Relations at (800) 828-4411 or by written request to 911 Panorama Trail South, Rochester, NY 14625, Attention: Investor Relations. General information regarding the meeting and links to key documents can be found on our Investor Relations web page at www.paychex.com/investors.

PROXY STATEMENT

Paychex, Inc.
911 Panorama Trail South
Rochester, NY 14625

Paychex, Inc. ("Paychex," the "Company," "we," "our," or "us"), a Delaware corporation, is furnishing this proxy statement to stockholders in connection with the solicitation of proxies on behalf of the Board of Directors of the Company (the "Board") for the 2019 Annual Meeting of Stockholders (the "Annual Meeting"). This proxy statement summarizes information concerning the matters to be presented at the Annual Meeting and related information to help stockholders make an informed vote. Distribution of this proxy statement and a form of proxy to stockholders is scheduled to begin on or about September 18, 2019.

PROPOSAL 1: ELECTION OF DIRECTORS FOR A ONE-YEAR TERM

What am I voting on?

Stockholders are being asked to elect nine director nominees for a one-year term. This section includes information about the Board and each director nominee.

Voting Recommendation

The Board recommends a vote **FOR** each of the nine director nominees.



The Board is elected by the stockholders to oversee the overall success of the Company, review its operational and financial capabilities, and periodically assess its long-term strategic objectives. The Board serves as the ultimate decision-making body of the Company, except for those matters reserved to stockholders. The Board selects and oversees the members of senior management who are charged by the Board with conducting the day-to-day business of the Company. The Board acts as an advisor to senior management and ultimately monitors management's performance.

Election Process

The Company's By-Laws provide for the annual election of directors. The By-Laws provide that each director is elected by a majority of the votes cast for the director at any meeting held for the election of directors at which a quorum is present and the director is running unopposed. If a nominee that is an incumbent director does not receive a required majority of the votes cast, the director must offer to tender his or her resignation to the Board. The Governance and Compensation Committee (the "G&C Committee") then considers such offer and will make a recommendation to the Board on whether to accept or reject the resignation, or whether other action should be taken. The Board will consider the G&C Committee's recommendation and will determine whether to accept such offer. The Board will disclose its decision and the rationale behind it within 90 days of the certification of the election results.

2019 Nominees for Director

There are nine nominees for election as director, as listed on the following pages. Each of the nominees is a current member of the Board. The nine persons listed have been nominated for election to the Board by the Company's G&C Committee. The nominees, with the exception of Mr. Golisano and Mr. Mucci, are independent under both the Nasdaq Stock Market ("Nasdaq") and Securities and Exchange Commission ("SEC") director independence standards. If elected, each nominee will hold office until his or her successor is elected and has

Election of Directors

qualified or until his or her earlier resignation or removal. We believe that all of the nominees will be available to serve as a director. However, if any nominee should become unable to serve, the persons named in the enclosed proxy may exercise discretionary authority to vote for substitute nominees proposed by the Board.

The Board believes that the combination of the various qualifications, skills, and experience of the 2019 director nominees will continue to contribute to an effective and well-functioning Board. We have provided biographical information on each of the nominees. Included within this information, we identify and describe the key experience, qualifications, and skills each director nominee brings to the Board that are important in light of our business and structure.

The Board recommends the election of each of the director nominees identified on the following pages. Unless otherwise directed, the persons named in the enclosed proxy will vote the proxy FOR the election of each of these director nominees.

Summary of Director Nominees

Our Board is composed of accomplished professionals, with diverse areas of expertise, who are well-equipped to oversee the success of the business and effectively represent the interests of stockholders. The G&C Committee believes that all directors should: possess the highest personal and professional ethics; share the values of the Company; have relevant experience; be accomplished in their field; and show innovative and sound business judgment. The Board has identified particular qualifications, attributes, skills, and experience that are important to be represented on the Board as a whole, in light of the Company's business and current needs. The Board believes the combination of the various qualifications, attributes, skills, and experience of the director nominees contribute to a well-functioning and effective Board.



B. Thomas Golisano

Founder and Chairman of the Board of Paychex, Inc.

<p>Age 77</p> <p>Director since 1979</p> <p><i>Board Committees:</i></p> <ul style="list-style-type: none"> Executive <p><i>Current Public Company Directorships:</i></p> <ul style="list-style-type: none"> Twinlab Consolidated Holdings, Inc. 	<p>Mr. Golisano founded Paychex in 1971 and is Chairman of the Board of the Company. He served as President and CEO of the Company until October 2004. He serves on the board of trustees of the Rochester Institute of Technology. Mr. Golisano serves on the boards of Cognivue, Inc. and Twinlab Consolidated Holdings, Inc. and serves as a director of numerous non-profit organizations and private companies. He is founder and member of the board of trustees of the B. Thomas Golisano Foundation.</p> <p>SPECIFIC QUALIFICATIONS AND SKILLS:</p> <p>The Board has concluded that Mr. Golisano is qualified to lead the Board due to his relevant executive leadership experience and extensive knowledge of the operations of the Company. These skills were attained through his role of founder and former CEO of Paychex.</p>
--	--

Thomas F. Bonadio

Founder and Senior Counsel of The Bonadio Group

<p>Age 70</p> <p>Director since 2017</p> <p><i>Board Committees:</i></p> <ul style="list-style-type: none"> Audit Corporate Development Advisory <p><i>Current Public Company Directorships:</i></p> <ul style="list-style-type: none"> CurAegis Technologies, Inc. 	<p>Mr. Bonadio is the founder and senior counsel of The Bonadio Group, the largest independent provider of accounting, business advisory, and financial services in New York State outside of Manhattan. Mr. Bonadio has experience serving on community organizations and not-for-profit boards, as well as publicly traded boards. He is currently a director and chair of the audit committee for CurAegis Technologies, Inc. He also previously served as a director and audit committee chair for Conceptus, Inc., which is now a wholly owned subsidiary of Bayer AH of Germany.</p> <p>SPECIFIC QUALIFICATIONS AND SKILLS:</p> <p>The Board has concluded that Mr. Bonadio is qualified to serve as a director of the Company due to his strong background in finance and business, his entrepreneurial experience, and his knowledge of the Certified Public Accountant community. Mr. Bonadio is a successful entrepreneur whose experience building his own business is representative of many clients Paychex serves today. He also brings a high degree of financial literacy obtained from his years in the financial services industry, and his ability to assess financial performance of other companies through the review and understanding of financial statements. This financial expertise is a great benefit to the Board and its committees.</p>
--	--

Election of Directors

Joseph G. Doody

Former Vice Chairman of Staples, Inc.

Age 67

Director since 2010

Board Committees:

- Audit
- Investment

Current Public Company

Directorships:

- Casella Waste Systems, Inc.
- Virtusa Corporation

Mr. Doody retired from Staples, Inc., an office products company, in September 2017. He previously served as Vice Chairman of Staples, Inc. since February 2014. Prior to that, he served as President, North American Commercial, from January 2013 until February 2014, and President, North American Delivery, from March 2002 to January 2013. Mr. Doody has experience serving on other public boards, including Casella Waste Systems, Inc. and Virtusa Corporation. Mr. Doody is a member of the Foundation Board at The College at Brockport.

SPECIFIC QUALIFICATIONS AND SKILLS:

The Board has concluded that Mr. Doody is qualified to serve as a director of the Company due to his significant leadership and international experience. His long tenure in management of a large division of a multinational company enables him to provide our Board with important operational expertise. In addition, his deep knowledge of small- to medium-sized businesses brings a thorough understanding of the risks and opportunities affecting the Company's clients and potential clients. Mr. Doody also has extensive experience in strategic planning and business development, which allows him to provide valuable input into the Company's plans for market growth.

David J.S. Flaschen

Investor and Advisor

Age 63

Director since 1999

Board Committees:

- Audit (Chair)
- Investment
- Corporate Development Advisory
- G&C

Current Public Company

Directorships:

- Informa PLC (London Stock Exchange)

Mr. Flaschen is an investor and advisor to a number of private companies providing business, marketing, and information services. Mr. Flaschen is the co-founder of Regrub, LLC, a Smashburger franchisee group in the United States ("U.S."). From 2005 to 2011, he was a partner with Castanea Partners, a private equity investment firm. Mr. Flaschen is a member of the National Association of Corporate Directors Blue Ribbon Commission on Adaptive Governance for Board Oversight of Disruptive Risks. Mr. Flaschen is also a director/advisor of various private companies. He also serves as a director and member of the audit committee for Informa PLC, a Financial Times Stock Exchange 100 public company which is traded on the London Stock Exchange.

SPECIFIC QUALIFICATIONS AND SKILLS:

The Board has concluded that Mr. Flaschen is qualified to serve as a director of the Company as a result of his extensive executive experience in information and marketing services. Over the course of his career, Mr. Flaschen has worked internationally with a number of businesses, including Thomson Financial and AC Nielsen. He also brings a high degree of financial literacy obtained from his years in the financial services industry, and his ability to assess financial performance of other companies through review and understanding of financial statements. This financial expertise is a great benefit to the Board and its committees.

Pamela A. Joseph

Former President and Chief Operating Officer of Total System Services, Inc.

Age 60

Director since April 2018
(previously served from 2005-2017, reappointed in 2018)

Board Committees:

- G&C

Current Public Company Directorships:

- TransUnion
- Adyen N.V. (Euronext)

Ms. Joseph served as President, Chief Operating Officer, and Board Member of Total System Services, Inc. ("TSYS"), from May 2016 until September 2017. TSYS offers issuer services and merchant payment acceptance for credit, debit, prepaid, healthcare, and business solutions. Previously, she served as a Vice Chair of U.S. Bancorp Payment Services and Chair of Elavon (formerly NOVA Information Systems, Inc.), a wholly owned subsidiary of U.S. Bancorp, from December 2004 until her retirement in June 2015. U.S. Bancorp Payment Services and Elavon manage and facilitate consumer and corporate card issuing, as well as payment processing. Ms. Joseph serves on the Board of Directors of TransUnion and Adyen N.V., and previously served on the Paychex Board from 2005 until March 2017.

SPECIFIC QUALIFICATIONS AND SKILLS:

The Board has concluded that Ms. Joseph is qualified to serve as a director of the Company due to her extensive executive experience in the financial services and payment industries. Her wealth of technology experience brings insight to the Board and its committees. In addition, her experience with major acquisitions, board experience with the healthcare services field, and international expansion provides valuable input towards the Company's growth plans.

Martin Mucci

President and Chief Executive Officer of Paychex, Inc.

Age 59

Director since 2010

Board Committees:

- Executive (Chair)
- Corporate Development Advisory

Current Public Company Directorships:

- None

Mr. Mucci has served as President and CEO of the Company since September 2010. Mr. Mucci joined the Company in 2002 as Senior Vice President ("SVP"), Operations. Prior to joining Paychex, he held senior level positions with Frontier Communications, a telecommunications company, including President of Telephone Operations and CEO of Frontier Telephone of Rochester, over the course of his 20-year career. Mr. Mucci was a member of the Board of Directors of Cbeyond, Inc. until it was purchased by Birch Communications in July 2014. He is a member of the Upstate New York Regional Advisory Board of the Federal Reserve Bank of New York and is a Trustee Emeritus of St. John Fisher College.

SPECIFIC QUALIFICATIONS AND SKILLS:

The Board has concluded that Mr. Mucci is qualified to serve as a director of the Company because he provides day-to-day leadership as the current President and CEO of Paychex, giving him extensive knowledge of the Company, its operations, challenges, and opportunities. In addition, Mr. Mucci's educational background and senior leadership experience provide him with strong financial literacy.

Election of Directors

Joseph M. Tucci

Founder, Co-Chief Executive Officer, and Co-Chairman of GTY Technology Holdings, Inc.

<p>Age 72</p> <p>Director since 2000</p> <p>Lead Independent Director</p> <p><i>Board Committees:</i></p> <ul style="list-style-type: none"> • G&C (Chair) • Executive <p><i>Current Public Company Directorships:</i></p> <ul style="list-style-type: none"> • Motorola Solutions, Inc. • GTY Technology Holdings, Inc. 	<p>Mr. Tucci is the co-founder of GTY Technology Holdings, Inc., a special purpose acquisitions company founded in September 2016, and is a member of the board of directors. He has been Chairman of Bridge Growth Partners, LLC, a private equity firm based in New York, since October 2016. Mr. Tucci was the former Chairman of the Board of Directors and CEO of EMC Corporation, a provider of data-storage systems. He was EMC's Chairman from January 2006 and CEO from January 2001 until September 2016, when Dell Technologies acquired the company. He was Chairman of the Board of Directors for VMware, Inc. from 2007 through September 2016. He serves on the Board of Directors of Motorola Solutions, Inc., and on the boards of various academic and community organizations.</p> <p>SPECIFIC QUALIFICATIONS AND SKILLS:</p> <p>The Board has concluded that Mr. Tucci is qualified to serve as a director of the Company due to his extensive executive leadership experience as CEO of EMC Corporation. Mr. Tucci has spent over 40 years in the technology industry in senior roles at large, complex, and global technology companies. His experience leading EMC through a period of dramatic revitalization, growth and market share gains, and new product introductions enables him to share knowledge of the challenges a company faces due to rapid changes in the marketplace.</p>
--	--

Joseph M. Velli

Retired Financial Services and Technology Executive

<p>Age 61</p> <p>Director since 2007</p> <p><i>Board Committees:</i></p> <ul style="list-style-type: none"> • Investment (Chair) • Executive • Corporate Development Advisory (Chair) • G&C <p><i>Current Public Company Directorships:</i></p> <ul style="list-style-type: none"> • Computershare Ltd. (Australian Stock Exchange) • Cognizant Technology Solutions Corp. 	<p>Mr. Velli currently serves on the Board of Directors of Computershare Limited, a global provider of corporate trust, stock transfer, employee share plan, and mortgage servicing services. In December 2017, Mr. Velli was appointed to the Board of Directors of Cognizant Technology Solutions Corp., a multinational corporation that provides information technology services, including digital, technology, consulting, and operations services. He also serves on the Board of Directors of Foreside Financial Group, a private company in the investment management industry. Mr. Velli previously served as Senior Executive Vice President of The Bank of New York and as a member of the Senior Policy Committee. During his 22-year tenure with The Bank of New York, Mr. Velli's responsibilities included heading Global Issuer Services, Global Custody and related Investor Services, Global Liquidity Services, Pension and 401(k) Services, Consumer and Retail Banking, Correspondent Clearing, and Securities Services. Most recently, he served as Chairman and CEO of ConvergeX Group, LLC, a provider of brokerage, software products, and technology services from 2006 to 2013, and continued to serve on the ConvergeX Board until 2014. Mr. Velli served on the Board of Directors of E*TRADE Financial Corporation and E*TRADE Bank until October 2014. Mr. Velli has been a member of the board of trustees for William Paterson University since June 2017. Mr. Velli acts as a Senior Advisor to Lovell Minnick Partners and, from time to time, he provides advisory services to other private equity firms.</p> <p>SPECIFIC QUALIFICATIONS AND SKILLS:</p> <p>The Board has concluded that Mr. Velli is qualified to serve as a director of the Company due to his extensive experience with securities servicing, capital markets, business to business, marketing, and mergers and acquisitions matters, as well as his public board experience. He plays a key role in the Board's discussions of the Company's investments and liquidity. Mr. Velli has extensive experience with acquisitions and business services, providing valuable insights on potential growth opportunities for the Company.</p>
--	---

<div>Kara Wilson</div> <div>Former Chief Marketing Officer of Rubrik, Inc.</div>	
<div>Age 49</div> <div>Director since 2017</div> <div>Board Committees:</div> <div><div><div>Audit</div><div>Corporate Development Advisory</div></div></div> <div>Current Public Company Directorships:</div> <div><div>None</div></div>	<div>Ms. Wilson was formerly Chief Marketing Officer at Rubrik, Inc., a cloud data management company, a role she held since June 2017. She has over 20 years of experience in driving go-to-market strategies for large, medium, and hyper-growth start-ups. She has held marketing leadership roles with some of the technology industry's most influential companies, including Cisco Systems, SAP, SuccessFactors, PeopleSoft/Oracle, Okta, and FireEye, Inc. Prior to Rubrik, from October 2016 to June 2017, Ms. Wilson was Executive Vice President and from August 2013 to June 2017, Chief Marketing Officer of cyber security company FireEye, where she helped launch FireEye's initial public offering and was responsible for the company's global marketing initiatives including corporate, product, and technical marketing, global communications, and field enablement.</div> <div><div>SPECIFIC QUALIFICATIONS AND SKILLS:</div><div>The Board has concluded that Ms. Wilson is qualified to serve as a director of the Company due to her extensive experience in driving go-to-market strategies for enterprise technology companies. The Board can leverage Ms. Wilson's marketing experience to help Paychex with the development and execution of go-to-market strategies to effectively differentiate the Company in a highly competitive and constantly evolving industry. Ms. Wilson has experience at global companies and can provide insight on any expansion of the Company's global presence.</div></div>

Director Compensation

DIRECTOR COMPENSATION FOR THE FISCAL YEAR ENDED MAY 31, 2019

Director compensation is recommended by the G&C Committee and approved by the Board annually in July. The Board's authority cannot be delegated to another party. The Company's management does not play a role in setting Board compensation. The Company compensates the independent directors of the Board using a combination of cash and equity-based compensation. Martin Mucci, President and CEO, receives no compensation for his services as a director. Rather, the compensation received by Mr. Mucci in his role as President and CEO is shown in the Fiscal 2019 Summary Compensation Table, contained in the Named Executive Officer Compensation section of this proxy statement.

The table below presents the total compensation received from the Company by all directors except Mr. Mucci for fiscal year ended May 31, 2019 ("fiscal 2019").

Name (a)	Fees Earned or Paid in Cash (b)	Stock Awards (c)	Option Awards (d)	Total
B. Thomas Golisano	\$ 326,250	\$ —	\$ —	\$ 326,250
Thomas F. Bonadio	\$ 98,750	\$ 77,900	\$ 78,892	\$ 255,542
Joseph G. Doody	\$ 98,750	\$ 77,900	\$ 78,892	\$ 255,542
David J.S. Flaschen	\$ 133,250	\$ 77,900	\$ 78,892	\$ 290,042
Phillip Horsley ⁽¹⁾	\$ 23,125	\$ —	\$ —	\$ 23,125
Grant M. Inman ⁽¹⁾	\$ 28,625	\$ —	\$ —	\$ 28,625
Pamela A. Joseph ⁽²⁾	\$ 93,750	\$ 97,392	\$ 98,613	\$ 289,755
Joseph M. Tucci	\$ 113,000	\$ 77,900	\$ 78,892	\$ 269,792
Joseph M. Velli	\$ 109,750	\$ 77,900	\$ 78,892	\$ 266,542
Kara Wilson	\$ 98,750	\$ 77,900	\$ 78,892	\$ 255,542

(1) Mr. Horsley and Mr. Inman did not seek re-election at the 2018 Annual Meeting.

(2) Ms. Joseph received a higher amount of stock and option awards to include prorated time from her reappointment date in April 2018 to the grant date of the awards in July 2018.

Fees Earned or Paid in Cash (Column (b))

The amounts reported in this column reflect the annual cash compensation paid to the directors during fiscal 2019, whether or not such fees were deferred. Annual cash compensation for directors is comprised solely of annual retainers, which are paid in quarterly installments. These retainers are paid for participation on the Board with separate retainers for committee membership. In addition to their committee membership retainers, committee chairs (with the exception of the Executive Committee) receive additional retainers in recognition for their time contributed in preparation for committee meetings.

Approved in July 2018 and effective in October 2018, the annual cash retainer applicable to all independent directors was increased from \$80,000 to \$85,000, and the annual cash retainer for the G&C Committee Chair was increased from \$14,500 to \$17,500. Mr. Golisano, who is not an independent director, receives an annual retainer of \$335,000, increased from \$300,000, for his services as Chairman of the Board, paid in quarterly installments. The Board received competitive market data on director compensation of companies in our compensation peer group (as discussed beginning on page 39, "Peer Group") from our independent consultants. Based on the G&C Committee's review of this, it increased these annual retainers to better align total compensation for directors to the median of our Peer Group.

Director Compensation

The annual retainers, applicable to all independent directors, in effect for fiscal years 2019 (effective in October 2018) and 2018 are as follows:

Compensation Element	2019	2018
Annual cash retainer	\$85,000	\$ 80,000
Audit Committee member annual retainer	\$10,000	\$ 10,000
G&C Committee member annual retainer	\$ 7,500	\$ 7,500
Investment Committee member annual retainer	\$ 5,000	\$ 5,000
Executive Committee member annual retainer	\$ 5,000	\$ 5,000
Corporate Development Advisory Committee member annual retainer	\$ 5,000	\$ 5,000
Audit Committee Chair annual retainer ⁽¹⁾	\$22,000	\$ 22,000
G&C Committee Chair annual retainer ⁽¹⁾	\$17,500	\$ 14,500
Corporate Development Advisory Committee Chair annual retainer ⁽¹⁾	\$ 2,000	\$ 2,000
Investment Committee Chair annual retainer ⁽¹⁾	\$ 2,000	\$ 2,000

(1) The committee chair receives the chair annual retainer in addition to the respective committee member retainer.

Equity Awards: Stock Awards (Column (c)) and Option Awards (Column (d))

The amounts reported in these columns reflect the grant-date fair value of restricted stock awards and stock option awards, respectively, granted to each independent director, and do not reflect whether the recipient has actually received a financial gain from these awards (such as a lapse in the restrictions on a restricted stock award or by exercising stock options). For fiscal 2019, the equity-based compensation structure for independent directors was increased from a total value of approximately \$130,000 per director to a total value of approximately \$160,000 per director, with approximately 50% awarded in the form of stock options and 50% in the form of restricted stock. The increase for fiscal 2019 was designed to better align total compensation for directors to the median of our Peer Group. In July 2018, all independent directors, with the exception of Mr. Horsley and Mr. Inman, received an annual equity award under the Paychex, Inc. 2002 Stock Incentive Plan, as amended and restated October 14, 2015 (the "2002 Plan") as follows:

	Restricted Stock Awards	Option Awards
Grant Date	July 12, 2018	July 12, 2018
Exercise Price	N/A	\$70.37
Quantity	1,107 ⁽¹⁾	8,641 ⁽¹⁾
Fair Value ⁽²⁾	\$70.37	\$9.13
Vesting Schedule	On the first anniversary of the date of grant.	On the first anniversary of the date of grant.
Certain Restrictions	Shares may not be sold during the director's tenure as a member of the Board, except as necessary to satisfy tax obligations.	N/A
Other ⁽³⁾	Upon the discretion of the Board, unvested shares may be accelerated in whole or in part for certain events including, but not limited to, director retirement.	Unvested options outstanding upon the retirement of a Board member will be canceled.

- (1) At the grant date, Ms. Joseph received awards of 1,384 shares of restricted stock and 10,801 stock options which include the awards mentioned above plus prorated awards for the time from her reappointment date in April 2018 to the grant date.
- (2) The fair value of restricted stock awards is determined based on the closing price of the underlying common stock on the date of grant. The fair value of stock option awards is determined using a Black-Scholes option pricing model. The assumptions used in determining the July 12, 2018 fair value of \$9.13 per share for these stock options were: risk-free interest rate of 2.9%; dividend yield of 3.5%; volatility factor of 0.18; and expected option term life of 6.5 years.
- (3) Retirement eligibility for this purpose begins at age 55 or older with 10 years of service as a member of the Board.

Director Compensation

As of May 31, 2019, each independent director had the following equity awards outstanding:

Director	Restricted Stock Outstanding (Shares)	Stock Options Outstanding (Shares)
Thomas F. Bonadio	1,107	22,660
Joseph G. Doody	1,107	28,476
David J.S. Flaschen	1,107	78,023
Pamela A. Joseph	1,384	45,296
Joseph M. Tucci	1,107	97,177
Joseph M. Velli	1,107	97,177
Kara Wilson	1,107	18,256

Deferred Compensation Plan

We maintain a non-qualified and unfunded deferred compensation plan in which all independent directors are eligible to participate. Directors may elect to defer up to 100% of their Board cash compensation. The Company does not contribute to this plan. Gains and losses are credited based on the participant's selection of a variety of designated investment choices, which the participant may change at any time. We do not match any participant deferral or guarantee a certain rate of return. The interest rates earned on these investments are not above-market or preferential. Refer to the Non-Qualified Deferred Compensation table and discussion within the Named Executive Officer Compensation section of this proxy statement for a listing of investment funds available to participants and the annual rates of return on those funds. During fiscal 2019, no independent directors deferred compensation under the plan.

Benefits

We reimburse each director for expenses associated with attendance at Board and committee meetings.

Stock Ownership Guidelines

The G&C Committee recommended and the Board approved stock ownership guidelines for our independent directors with a value of six times his or her annual Board retainer, not including any committee or committee chair retainers. The G&C Committee received competitive market data on director compensation of companies in our Peer Group from our independent consultants. Based on the G&C Committee's review of this information, it increased the stock ownership guidelines from a value of five times his or her annual Board retainer to a value of six times. The ownership guidelines were established to provide long-term alignment with stockholders' interests. The independent directors are expected to attain the ownership guideline within five years after the later of first becoming a director or the initial adoption of the increased guideline. Directors must hold underlying stock received through restricted stock awards until their service on the Board is complete, with the exception of those shares sold as necessary to satisfy tax obligations. For the purpose of achieving the ownership guideline, restricted stock awarded to the directors is included. All independent directors are currently compliant with the stock ownership guidelines.

Prohibition on Hedging or Speculating In Company Stock

Directors must adhere to strict standards with regards to trading in Paychex stock. Also, the Company prohibits directors from hedging Paychex stock. They may not, among other things:

- speculatively trade in Paychex stock;
- short sell any securities of the Company; or
- buy or sell puts or calls on the Company's securities.

Pledging of Company Stock

The Company has a pledging policy for all Paychex directors, officers, and employees. This policy prohibits pledging Company securities as collateral for a loan or a line of credit without obtaining prior Company approval. Approval may be granted when the individual clearly demonstrates the intent and financial capacity to satisfy the obligations without resort to the pledged securities and where the total pledge represents no more than 25% of the pledgor's beneficial ownership interest in the Company. The Company's pledging policy is posted on the Company's website at www.paychex.com/investors under Corporate Governance & Committees.

BENEFICIAL OWNERSHIP OF PAYCHEX COMMON STOCK

The following table contains information, as of July 31, 2019, on the beneficial ownership of the Company's common stock by:

- each principal stockholder known to be a beneficial owner of more than 5% of the Company's common stock. This includes any "group" as that term is used in Section 13(d)(3) of the Securities Exchange Act of 1934, as amended (the "Exchange Act");
- each director and nominee for director;
- each of the Company's NEOs; and
- all directors, NEOs, and executive officers of the Company as a group.

Under the rules of the SEC, "beneficial ownership" is deemed to include shares for which the individual, directly or indirectly, has or shares voting or disposition power, whether or not they are held for the individual's benefit, and includes shares that may be acquired within 60 days by exercise of options. This information is based upon reports filed by such persons with the SEC.

Beneficial Ownership

Name	Amount of Shares Owned(1)	Non-vested Shares of Restricted Stock(2)	Stock Options Exercisable by September 29, 2019(3)	Total Shares Beneficially Owned	Percent of Class
Principal Stockholders:					
B. Thomas Golisano(4),(5),(6) 1 Fishers Road Pittsford, NY 14534	37,846,344	—	—	37,846,344	10.5%
BlackRock Inc.(7) 55 East 52nd Street New York, NY 10055	34,524,333	—	—	34,524,333	9.5%
Vanguard Group Inc.(8) PO Box 2600 V26 Valley Forge, PA 19482-2600	26,398,764	—	—	26,398,764	7.3%
Directors:					
B. Thomas Golisano(4),(5),(6)	37,846,344	—	—	37,846,344	10.5%
Thomas F. Bonadio	12,532	975	22,660	36,167	**
Joseph G. Doody	18,639	975	28,476	48,090	**
David J.S. Flaschen	42,244	975	78,023	121,242	**
Pamela A. Joseph	5,762	975	33,140	39,877	**
Martin Mucci	276,535	58,791	1,645,410	1,980,736	**
Joseph M. Tucci	49,867	975	97,177	148,019	**
Joseph M. Velli	31,408	975	97,177	129,560	**
Kara Wilson	2,246	975	18,256	21,477	**
Named Executive Officers:					
Martin Mucci	276,535	58,791	1,645,410	1,980,736	**
Efrain Rivera	49,716	12,476	492,958	555,150	**
Mark A. Bottini	53,681	11,129	343,581	408,391	**
John B. Gibson	19,525	13,688	214,043	247,256	**
Michael E. Gioja	59,490	11,129	148,674	219,293	**
All directors, NEOs, and executive officers of the Company as a group (17 persons)	38,578,193	127,848	3,614,725	42,320,766	11.7%

** Indicates that percentage is less than 1%.

- (1) This column reflects shares held of record and Company shares owned through a bank, broker, or other holder of record. For executive officers, this also includes shares owned through the Paychex, Inc. 401(k) Incentive Retirement Plan (the "401(k) Plan").
- (2) This column includes restricted stock awards to independent directors and executive officers that have not yet vested. These non-vested restricted stock awards have voting and dividend rights, and thus are included in beneficial ownership.
- (3) This column includes shares that may be acquired upon exercise of options, which are exercisable on or prior to September 29, 2019. Under SEC rules, shares that may be acquired within 60 days are included in beneficial ownership.
- (4) Included in shares beneficially owned for Mr. Golisano are 278,068 shares owned by the B. Thomas Golisano Foundation, of which Mr. Golisano is a member of the foundation's eight-member board of trustees. Mr. Golisano disclaims beneficial ownership of these shares, but does share voting and investment power.
- (5) Mr. Golisano has 7,750,295 shares pledged as security.
- (6) Included in shares beneficially owned are 59,424 shares held in the name of family members, trusts, or other entities of Mr. Golisano. Mr. Golisano shares voting and investment power of these shares.
- (7) Beneficial ownership is based on information as of June 30, 2019, contained in the Form 13F filed with the SEC on August 13, 2019, amended on August 23, 2019, by BlackRock, Inc., including notice that it has, along with certain institutional investment managers for which it is the parent holding company, sole voting power as to 30,387,281 shares and sole dispositive power as to 34,524,333 shares.
- (8) Beneficial ownership is based on information as of June 30, 2019, contained in the Form 13F filed with the SEC on August 14, 2019 by Vanguard Group Inc., including notice that it has sole voting power as to 399,171 shares, sole dispositive power as to 25,896,846 shares, shared voting power as to 126,770 shares, and shared dispositive power as to 501,918 shares.

CORPORATE GOVERNANCE

The Board recognizes the fundamental principle that good corporate governance is critical to organizational success and the protection of stockholder value. As such, the Board has adopted a set of Corporate Governance Guidelines as a statement of principles guiding the Board's conduct. These principles are intended to be interpreted in the context of all applicable laws and the Company's Restated Certificate of Incorporation, By-Laws, as amended, and other governing documents. A copy of these guidelines can be found on our website at: www.paychex.com/investors under Corporate Governance & Committees.

Board Leadership Structure

The Board's current leadership structure is comprised of:

- Chairman of the Board and non-independent director (Mr. Golisano);
- the President and CEO as a non-independent director (Mr. Mucci);
- an independent director serving as Lead Independent Director (Mr. Tucci); and
- Audit, G&C, Corporate Development Advisory, and Investment committees led by independent directors.

The Board believes this structure provides a well-functioning and effective balance between strong Company leadership and appropriate safeguards and oversight by independent directors. The Board currently separates the role of Chairman of the Board from the CEO. We believe that the Company is best served by having a Chairman who has in-depth knowledge of the Company's operations and the industry, but is not involved in the day-to-day operations of the Company. Mr. Golisano's extensive experience as founder and former CEO qualifies him to lead the Board, particularly as it focuses on strategic risks and opportunities facing the Company.

Our Lead Independent Director has responsibility for conducting regularly scheduled executive sessions of the non-management or independent directors and such other responsibilities as the independent directors may assign. Regularly scheduled executive sessions of the members of the Board, without members of management present, are held at each regularly-scheduled Board meeting. As appropriate, matters presented to the Board by the G&C Committee are reviewed and discussed in executive sessions by the independent directors.

The Board and its standing committees that meet regularly conduct performance self-evaluations at least annually to assess the qualifications, attributes, skills, and experience represented on the Board and to determine whether the Board and its committees are functioning effectively.

Board Oversight of Risk

One of the most important functions of the Board is oversight of risks inherent in the operation of the Company's business. Senior management is responsible for the day-to-day management of risks facing the Company. The Board implements its risk oversight function both as a whole and through delegation to Board committees. The Board is responsible for ensuring an appropriate culture of risk management exists within the Company, overseeing the Company's aggregate risk profile, and monitoring how the Company addresses specific risks. The Board receives regular reports from officers on particular risks to the Company, reviews the Company's strategic plan, and regularly communicates with its committees.

Corporate Governance

The Board committees, which meet regularly and report back to the full Board, play significant roles in carrying out the risk management function. In general, the committees oversee the following risks:

Committee	Primary Risk Oversight Area
Audit Committee	<ul style="list-style-type: none">• Risk related to financial statement accuracy and reporting;• Internal controls;• Legal, regulatory, and compliance risks;• Information security, technology, privacy and data protection; and• Other operational and fraud risks.
Investment Committee	<ul style="list-style-type: none">• Risk related to investing activities.
G&C Committee	<ul style="list-style-type: none">• Risks arising from the Company's compensation policies and practices for all employees and non-employee directors; and• Risk related to governance structure and processes including succession planning, director independence, and related person transactions.
Corporate Development Advisory Committee	<ul style="list-style-type: none">• Risk related to the Company's acquisition opportunities.

The Audit Committee receives quarterly updates from the Company's Chief Information Security Officer regarding the Company's cybersecurity risk management program. These updates include status of current capabilities, ongoing initiatives, as well as the evolving cybersecurity threat landscape.

The G&C Committee regularly reviews the risks and rewards associated with our compensation programs. The programs are designed with features that mitigate risk without diminishing the incentive nature of the compensation. As part of its risk oversight, the G&C Committee conducts an annual assessment of risks arising from the Company's compensation programs. The G&C Committee reviewed such programs with its independent compensation consultant. The G&C Committee's assessment included identification of risk with the various forms of compensation, the inherent risk in performance-based compensation metrics, and existing risk mitigation controls. Risk mitigation includes, but is not limited to, the balance of fixed and variable compensation, the balance of short- and long-term compensation, stock ownership guidelines, level of oversight, and controls over financial reporting. Based on this review, the G&C Committee concluded that the Company's compensation policies and procedures are not reasonably likely to have a material adverse effect on the Company.

Board Meetings and Committees

Our Corporate Governance Guidelines require that our Board meet at least four times per year. The Board held five meetings in fiscal 2019. To the extent practicable, directors are expected to attend all Board meetings and meetings of the committees on which they serve. During fiscal 2019, the average attendance for the Board and committee meetings was approximately 99%. Each director attended at least 75% or more of the aggregate number of meetings of the Board and of the committees of the Board on which he or she served, where applicable, during fiscal 2019. Directors are expected to attend the Company's Annual Meetings of Stockholders. All of our then-current directors attended the 2018 Annual Meeting of Stockholders. All directors are independent within the meaning of applicable SEC and Nasdaq director independence standards, with the exception of Mr. Golisano and Mr. Mucci.

The Board has established five standing committees with the following responsibilities and director assignments:

Audit Committee

Committee Members:⁽¹⁾
David J.S. Flaschen (Chair)⁽²⁾
Thomas F. Bonadio⁽²⁾
Joseph G. Doody
Kara Wilson

6 Meetings in fiscal 2019

- Serve as an independent and objective party to monitor the Company's financial reporting process, internal control system, and financial risk management processes.
- Review the performance and independence of the Company's independent accountants and internal audit department.
- Provide an open avenue of communication among the independent accountants, financial and senior management, the internal auditors, and the Board.
- Review significant risk exposures and processes to monitor, control, and report such exposures, periodically reporting on such information to the Board.

Executive Committee

Committee Members:
Martin Mucci (Chair)
B. Thomas Golisano
Joseph M. Tucci
Joseph M. Velli

0 Meetings in fiscal 2019

- Exercise all the powers and authority of the Board, except as limited by law, between Board meetings and when the Board is not in session.

Investment Committee

Committee Members:
Joseph M. Velli (Chair)
David J.S. Flaschen⁽²⁾
Joseph G. Doody

2 Meetings in fiscal 2019

- Review the Company's investment policies and strategies, and the performance of the Company's investment portfolios.
- Determine that the investment portfolios are managed in compliance with the Company's established investment policy.

Corporate Governance

Governance and Compensation Committee

Committee Members:⁽³⁾

Joseph M. Tucci (Chair)
David J.S. Flaschen⁽²⁾
Pamela A. Joseph
Joseph M. Velli

3 Meetings in fiscal 2019

- Evaluate and determine compensation for the CEO and senior executive officers, and recommend director compensation to the Board.
- Provide general oversight with respect to governance of the Board, including periodic review and assessment of corporate governance policies.
- Evaluate compensation policies to determine if they incentivize risks that are reasonably likely to have a material adverse effect on the Company.
- Identify, evaluate, and recommend candidates to be nominated for election to the Board.
- Review annually the independence of directors.

Corporate Development Advisory Committee

Committee Members:

Joseph M. Velli (Chair)
Thomas F. Bonadio
David J.S. Flaschen⁽²⁾
Martin Mucci
Kara Wilson

4 Meetings in fiscal 2019

- Review and provide guidance to management and the Board with respect to the Company's acquisition or divestiture opportunities, as appropriate, and review related strategy.
- Authority to approve acquisitions or divestitures in accordance with the parameters set by the Board, to the extent permitted by law and the Company's By-Laws.

- (1) All members of the Audit Committee, which was established in accordance with Section 3(a)(58)(A) of the Exchange Act, meet the independence, experience, and other applicable Nasdaq listing requirements and applicable SEC rules regarding independence.
- (2) Mr. Flaschen and Mr. Bonadio qualify as an "Audit Committee Financial Expert," as defined by applicable SEC rules.
- (3) All members of the G&C Committee meet the Nasdaq independence criteria for compensation committee members and directors overseeing director nominations.

The Audit, Investment, G&C, and Corporate Development Advisory Committees' responsibilities are more fully described in each committee's charter adopted by the Board, which are accessible on the Company's website at www.paychex.com/investors under Corporate Governance & Committees.

Nomination Process

The G&C Committee is responsible for recommending candidates to the full Board to either fill vacancies or stand for election at each annual meeting of stockholders. The committee follows the Board's Nomination Policy, which is included in the G&C Committee Charter. The Board does not have a formal policy regarding diversity. However, the Board has determined that it is necessary for the continued success of the Company to ensure that the Board is composed of individuals having a variety of complementary experience, education, training, and relationships relevant to the then-current needs of the Board and the Company.

In evaluating candidates for nomination to the Board, including candidates for nomination recommended by a stockholder, the Nomination Policy requires G&C Committee members to consider the contribution that a candidate for nomination would be expected to make to the Board and the Company. This is based upon the current composition and needs of the Board, and the candidate's demonstrated business judgment, leadership abilities, integrity, prior experience, education, training, relationships, and other factors that the Board determines relevant. When identifying candidates for nomination to fill vacancies created by the expiration of the term of any incumbent

director, the Nomination Policy requires G&C Committee members to determine whether such incumbent director is willing to stand for re-election and, if so, to take into consideration the value to the Board and to the Company of their continuity and familiarity with the Company's business. The Board has previously used a third-party search firm to identify director candidates and the G&C Committee is authorized by its charter to continue this practice.

The Nomination Policy requires the G&C Committee to consider candidates for nomination to the Board recommended by any reasonable source, including stockholders. Following the Company's adoption of Amended and Restated By-Laws on May 3, 2019, stockholders who wish to nominate candidates for director must comply with procedures set forth in the By-Laws, including sending timely notice in writing to the Secretary of the Company that includes the information and disclosure required by the By-Laws. For more information, please see the subheading entitled "How Do I Submit a Proposal for Next Year's Annual Meeting?" in the Frequently Asked Questions section on page 64.

Policy on Transactions with Related Persons

Related persons include our executive officers, directors, director nominees, and holders of more than 5% of the Company's common stock, as well as their immediate family members. It is generally the Company's practice to avoid transactions with related persons. However, there may be occasions when a transaction with a related person is in the best interest of the Company. The Company's policies and procedures for review and approval of related-person transactions appear in the Company's Standards of Conduct, Conflict of Interest, and Employment of Relatives Standards, which are internally distributed, and in the Company's Code of Business Ethics and Conduct, which is posted at www.paychex.com/investors under Corporate Governance & Committees.

Officers are required to disclose any potential conflicts of interest or related person transactions, which include: certain financial interests in or relationships with any supplier, customer, partner, subcontractor, or competitor; and engaging in any activity that could create the appearance of a conflict of interest, including financial involvement or dealings with employees or representatives of the types of entities listed above. Annually, officers and directors complete a Director's and Officer's Questionnaire, within which they provide information regarding whether they or any member of their immediate family had any interest in any actual or proposed transaction with Company or any of its subsidiaries where the amount involved exceeded \$120,000. The individuals are also asked about any other economic relationships that might be conflicts of interest. The responses are reviewed by our Financial Reporting and Legal Departments to determine if a conflict of interest exists related to any such transaction. For officers, the Company's Chief Financial Officer ("CFO") oversees the review of such transactions.

Members of the Board are required to disclose to the Chairman of the Board or the Chair of the G&C Committee any situation that involves, or may reasonably be expected to involve, a conflict of interest with the Company. This includes engaging in any conduct or activities that would impair the Company's relationship with any person or entity with which the Company has or proposes to enter into a business or contractual relationship.

The Financial Reporting department annually reviews the Company's listing of related persons for determination of potential related-person transactions that should be disclosed in the Company's periodic reports to the SEC or under U.S. generally accepted accounting principles ("GAAP") and SEC rules or proxy materials under SEC rules. The G&C Committee is required to consider all questions of possible conflicts of interest of Board members and executive officers, including review and approval of transactions of the Company in excess of \$120,000 in which a director, executive officer, or an immediate family member of a director or executive officer has an interest. The factors considered by the G&C Committee in their review, include: the business objective of the transaction; the individual's involvement in the transaction; whether the transaction would impact the judgment of the officer or director to act in the best interest of the Company; and any other matters the G&C Committee deems appropriate. For fiscal 2019, no instances of conflict or non-compliance have occurred. Should a conflict of interest be identified, relevant information and circumstances would be reviewed to determine if action is required relative to continuing the arrangement.

Corporate Governance

For fiscal 2019, the following transaction in excess of \$120,000 was identified and communicated to the G&C Committee:

- Mr. Velli, a member of our Board, is also a current board member of Cognizant Technology Solutions Corporation. The Company had pre-existing relationships with KBACE Technologies, Inc. prior to it being acquired by Cognizant. During fiscal 2019, the Company purchased through negotiated transactions approximately \$1.6 million of computer consulting and advisory services from Cognizant. Mr. Velli was not personally involved in the negotiation of these transactions.

Governance and Compensation Committee Interlocks and Insider Participation

None of the members of the G&C Committee were at any time during fiscal 2019, or at any other time, an officer or employee of the Company. During fiscal 2019, no member of the G&C Committee or Board was an executive officer of another entity on whose Compensation Committee or Board of Directors an executive officer of Paychex served.

Communications with the Board of Directors

The Board has established procedures to enable stockholders and other interested parties to communicate in writing with the Board, including the chair of any standing committee of the Board. Written communications should be clearly marked and mailed to:

Stockholder and Other Interested Parties — Board Communication
Paychex, Inc.
911 Panorama Trail South
Rochester, New York 14625-2396
Attention: Corporate Secretary

In the case of communications intended for committee chairs, the specific committee must be identified. Any such communications that do not identify a standing committee will be forwarded to the Board. The Corporate Secretary will promptly forward all stockholder and other interested party communications to the Board or to the appropriate standing committee of the Board, as the case may be.

CODE OF BUSINESS ETHICS AND CONDUCT

The Company has a Code of Business Ethics and Conduct that applies to all of its directors, officers, and employees. The Company requires all of its directors, officers, and employees to adhere to this code in addressing legal and ethical issues that they encounter in the course of doing their work. This code requires our directors, officers, and employees to avoid conflicts of interest, comply with all laws and regulations, conduct business in an honest and ethical manner, and otherwise act with integrity and in the Company's best interest. All newly hired employees are required to certify that they have reviewed and understand this code. In addition, each year all employees are reminded of and asked to affirmatively acknowledge their obligation to follow the code. The Code of Business Ethics and Conduct is available for review on the Company's website at www.paychex.com/investors under Corporate Governance & Committees. The Company intends to disclose any amendment to, or waiver from, a provision of its Code of Business Ethics and Conduct that relates to any element of the code of ethics definition enumerated in Item 406 of Regulation S-K by posting such information on its website at the address specified above.

PROPOSAL 2:

ADVISORY VOTE TO APPROVE NAMED EXECUTIVE OFFICER COMPENSATION

What am I voting on?

Stockholders are being asked to approve, on an advisory basis, the compensation of our NEOs as described in the Compensation Discussion and Analysis (“CD&A”) and the Named Executive Officer Compensation sections of this proxy statement. At the 2018 Annual Meeting of Stockholders, approximately 96% of the total stockholder votes cast were in favor of the Company’s NEO compensation as presented in our 2018 proxy statement.

Voting Recommendation

The Board of Directors recommends a vote **FOR** the advisory vote approving the NEO compensation, as disclosed in this proxy statement.



We are asking our stockholders to provide advisory approval of the compensation of our NEOs as required by Section 14A of the Exchange Act. This proposal, commonly known as a “say-on-pay” proposal, gives our stockholders an opportunity to express their views on the overall compensation of our NEOs and the philosophy, policies, and practices as described in this proxy statement. Our stockholders are currently given the opportunity to vote, on a non-binding, advisory basis, on say-on-pay proposals annually, with the next opportunity to vote on such a proposal being the 2020 Annual Meeting of Stockholders. *Before you vote, we encourage you to read the CD&A and Named Executive Officer Compensation sections of this proxy statement, which provide detailed information on the Company’s compensation policies and practices, and overall compensation of our NEOs.*

Compensation Programs Highlights

Our executive compensation programs are designed to attract, motivate, and retain highly qualified NEOs, who are critical to our success. We strongly believe that our executive compensation — both pay opportunities and pay actually realized — should be tied to Company performance. Under our compensation programs, the NEOs are rewarded for the achievement of specific annual and longer-term strategic and financial goals of the Company. Some key aspects of our compensation programs that you should consider are:

- NEO compensation is evaluated and determined by our G&C Committee, which is entirely comprised of independent directors. This committee utilizes the services of an independent consultant to advise them on matters of executive compensation.
- Our executive compensation program is designed to implement core compensation principles, including alignment with stockholders’ interests, long-term value creation, and pay-for-performance. A significant portion of pay is at risk where the amount realized will be dependent on achievement of financial targets or, in the case of certain time-vested equity awards, the value of the Company’s stock.
- A mix of annual and long-term incentive programs creates a balance between short-term and long-term focus, reducing risk in the compensation programs.
- Our equity-based, long-term incentive awards include a mix of options, time-based restricted stock awards, and performance-based awards.

In addition, we have responsible compensation practices that ensure consistent leadership and decision-making, certain of which are intended to mitigate risk. These include:

- Stock ownership guidelines designed to align the directors’ and executives’ long-term financial interests with those of our stockholders.

Say-on-Pay Vote

- Prohibition of hedging of the Company's stock for both directors and executive officers.
- Prohibition of pledging Company stock as collateral without prior approval by the Company.
- A long-standing insider trading policy.
- Certain recoupment, non-compete, and other forfeiture provisions within our Annual Officer Performance Incentive Program (the "annual incentive program") and equity-based compensation agreements. These allow the Company to cancel all or any outstanding portion of equity awards and recoup the gross value of any payouts under the annual incentive program, vested restricted shares, vested performance shares, or profits from exercises of options.

Results of the 2018 Say-on-Pay Vote

At the 2018 Annual Meeting of Stockholders held on October 11, 2018, approximately 96% of the total stockholder votes cast were in favor of the Company's NEO compensation as presented in our 2018 proxy statement. The G&C Committee considered this favorable outcome and believed it conveyed our stockholders' support of the committee's decisions and the existing executive compensation programs. As we evaluated our compensation practices and talent needs throughout fiscal 2019, we remained mindful of the strong support for our compensation policies and practices communicated by our stockholders at the last annual meeting. As a result, the G&C Committee retained the core design of our executive compensation programs as it believes the program continues to attract, retain, and provide appropriate incentive for senior management.

Advisory Vote

The G&C Committee, along with the Board, believe that the policies, procedures, and amounts of compensation discussed here, and described further in this proxy statement, are effective in achieving the desired goals of aligning our executive compensation structure with the interests of our stockholders. To indicate approval of our NEO compensation, a majority of the shares present in person or by proxy and entitled to vote on the proposal at the Annual Meeting must be voted for the proposal.

This say-on-pay vote is advisory and therefore is not binding on the Company, the G&C Committee, or our Board. Our Board values the opinions of our stockholders and, to the extent that there is any significant vote against the NEO compensation as disclosed in this proxy statement, we will consider our stockholders' concerns and the G&C Committee will evaluate whether actions are necessary to address these concerns.

The Board recommends a vote FOR the proposal to approve the NEO compensation on an advisory basis, as disclosed in this proxy statement.

COMPENSATION DISCUSSION AND ANALYSIS

The CD&A provides you with a description of our executive compensation policies and programs, the decisions made by the G&C Committee regarding executive compensation, and the factors contributing to those decisions. This discussion focuses on the compensation of our NEOs for fiscal 2019, who were:

Name	Title
Martin Mucci	President and Chief Executive Officer (principal executive officer)
Efrain Rivera	Senior Vice President, Chief Financial Officer, and Treasurer (principal financial officer)
Mark A. Bottini	Senior Vice President of Sales
John B. Gibson	Senior Vice President of Service
Michael E. Gioja	Senior Vice President of Information Technology and Product Development

Executive Summary

Business and Financial Highlights

Our mission is to be the leading provider of human capital management (“HCM”) solutions for payroll, benefits, human resource (“HR”), and insurance services by being an essential partner with America’s businesses. We believe success in this mission will lead to strong, long-term financial performance.

Our executive compensation is tied to financial and operational performance and is intended to drive sustained, long-term increases in stockholder value. We delivered strong financial results for fiscal 2019. Reported financial results for fiscal 2019 and the respective growth percentages compared to the fiscal year ended May 31, 2018 (“fiscal 2018”) were as follows:

\$ in millions, except per share amounts	For the fiscal year ended May 31,		
	2019	2018 As adjusted ⁽¹⁾	% Change
Management Solutions revenue	\$ 2,878	\$ 2,758	4%
PEO and Insurance Services revenue ⁽²⁾	814	556	46%
Total service revenue	3,692	3,314	11%
Interest on funds held for clients	81	64	27%
Total revenue	\$ 3,773	\$ 3,378	12%
Operating income	\$ 1,371	\$ 1,292	6%
Operating income, net of certain items ⁽³⁾	\$ 1,290	\$ 1,261	2%
Net income	\$ 1,034	\$ 994	4%
Adjusted net income ⁽³⁾	\$ 1,028	\$ 922	11%
Diluted earnings per share	\$ 2.86	\$ 2.75	4%
Adjusted diluted earnings per share ⁽³⁾	\$ 2.84	\$ 2.55	11%
Operating cash flows	\$ 1,272	\$ 1,276	0%

(1) Amounts have been adjusted to reflect the adoption of ASC Topic 606.

(2) Professional employer organization (“PEO”) and Insurance Services revenue for fiscal 2019 includes the results of Oasis Outsourcing Group Holdings, L.P. (“Oasis”) since its acquisition in December 2018.

(3) Operating income, net of certain items, adjusted net income and adjusted diluted earnings per share are not U.S. GAAP measures. Please refer to “Paychex, Inc. Non-GAAP Financial Measures” in Appendix A of this proxy for a discussion of these non-GAAP measures and a reconciliation to the most comparable GAAP measures of operating income, net income, and diluted earnings per share. Operating income, net of certain items, is a non-GAAP measure used as one of the performance metrics in the Company’s executive compensation program.

CD&A

Fiscal 2019 Actions Related to Long-Term Strategy: The table below discusses fiscal 2019 performance as it relates to the key areas of focus that comprise the Company's long-term strategy.

Strategy Focus	Fiscal 2019 Summary of Accomplishments
Flexible, convenient service	<p>We continually invest in solutions to make payroll and HR administration simpler for our clients and their employees. During this fiscal year, we renewed this commitment to reduce the complexity our customers face when we launched our new branding under the tagline “The Power of Simplicity”. The integration of flexible service options and leading-edge technology allows us to meet our clients’ diverse needs by providing them with information and products when, where, and how they want it. Clients can select services on an à la carte basis or as part of various product bundles. Our service options include self-service, a 24/7 dedicated service center, an individual payroll specialist, an integrated service via a multi-product service center, or for some of our larger clients, a customer relationship manager. Service delivery remains strong as we continue to experience favorable client retention year-over-year, with fiscal 2019 retention in line with our historical best, and continued improvements in net promoter scores.</p>
Solid sales execution	<p>Our financial results for fiscal 2019 reflect another year of continued growth across our major HCM product lines. In 2019, we continued to execute on our go-to-market strategy, including additional investment in our virtual and mid-market sales forces and demand generation tools. As a result, we saw solid new sales performance in these areas, along with continued strength in our SurePayroll, Human Resource Solutions, and PEO sales teams.</p>
Industry-leading, integrated technology	<p>We continue to focus on enhancing our leading-edge technology, concentrating our efforts on the enhancement of Paychex Flex®, our robust, cloud-based HCM platform, which allows direct client access to payroll, HR, and benefits information in a streamlined and integrated approach to workplace management. New offerings and enhancements to our Paychex Flex platform made in fiscal 2019 included:</p> <ul style="list-style-type: none"> • Paychex Learning, an accessible, low-cost and seamlessly integrated web-based learning management system; • Paychex Flex Assistant, a chatbot programmed to answer commonly asked HR-related questions; • Tablet-enabled facial recognition for time and attendance; • Retirement-focused product enhancements to both the participant dashboard and advisor portal, designed to simplify the process of enrolling and managing a 401(k) plan; • New synchronization functionality between Paychex General Ledger Service and QuickBooks® Online, which enhances efficiency and productivity for businesses, as well as the accountants who serve them; and • The addition of performance management, workflow approvals, real-time analytics and a configurable events calendar to the Paychex Flex platform.

Strategy Focus	Fiscal 2019 Summary of Accomplishments
Comprehensive suite of value-added HCM services	<p>We offer a comprehensive portfolio of HCM services and products that allow our clients to meet their diverse payroll and HR needs. Our offerings often leverage the information gathered in our base payroll processing service, allowing us to provide comprehensive outsourcing services covering the HCM spectrum.</p> <ul style="list-style-type: none">• During fiscal 2019, Paychex became the first Application Programming Interface (“API”) partner for Indeed, the world’s #1 jobs site. With API integration, Paychex clients will have direct access to Indeed from Paychex Flex, streamlining the job posting process and seamlessly connecting them with Indeed’s prospect network.• With the introduction of Paychex Learning, employers can take the guesswork out of training and foster a learning environment that provides employees with everything from business acumen to tactical skills to HR compliance.
Continued service penetration	<p>We continue to see client growth across our portfolio of HCM services. Management Solutions revenue increases were primarily driven by growth in our client base across many of our services, and an increase in the number of retirement plans served. Demand for our existing PEO services, along with growth within our client base, resulted in double-digit growth in the number of client worksite employees served. We are constantly evolving to enhance our competitive position and focus on showcasing the value proposition of our full-suite of HCM solutions.</p>
Strategic acquisitions	<p>We continuously evaluate opportunities for acquisitions where there is a strategic fit. Effective December 2018, we acquired Oasis, an industry leader in providing HR outsourcing services. Strategic benefits of this acquisition are that it adds scale to the existing PEO business, allows us to expand into new areas, provides opportunities to build relationships with insurance carriers, and creates up-sell opportunities into the Oasis client base.</p>

CD&A

Return to Stockholders: The value we return to our stockholders is very important to us. During fiscal 2019, we returned over \$880 million to our stockholders through dividends and repurchases of outstanding shares of our common stock.

Since 2015, the Company has returned over \$4.0 billion to stockholders.

Annual Distributions to Stockholders (\$millions)



Annual Dividends Per Common Share



Dividend Payments: Paychex continues to pay substantial dividends to our stockholders, targeting approximately 80% of our net income. The increase in the quarterly dividend to stockholders in the last three fiscal years was as follows:

	Increase in Quarterly Dividend	Quarterly Dividend Amount	% Change
May 2019	\$0.06	\$0.62	11%
April 2018	\$0.06	\$0.56	12%
July 2017	\$0.04	\$0.50	9%
July 2016	\$0.04	\$0.46	10%

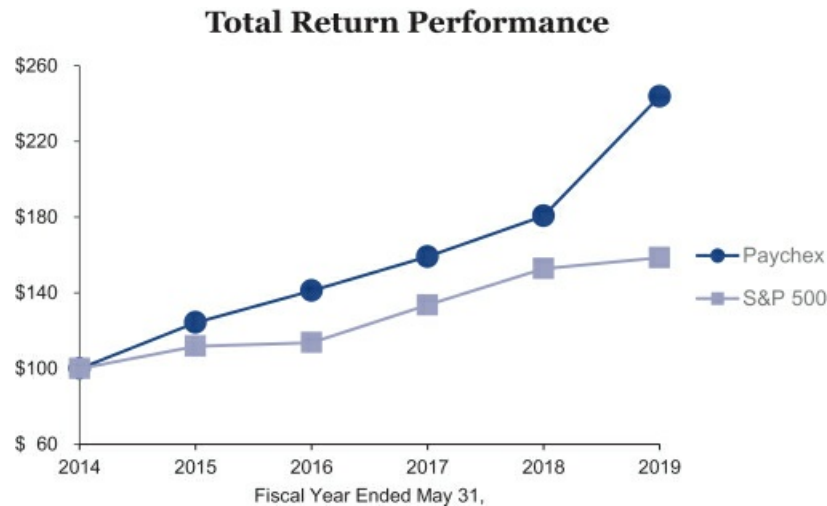
Share Repurchases: The Board has authorized the repurchase of common stock as follows:

- \$350 million authorized in May 2014, which expired on May 31, 2017;
- \$350 million authorized in July 2016, which expired on May 31, 2019; and
- \$400 million authorized in May 2019, which will expire on May 31, 2022.

Shares repurchased over the past three fiscal years were as follows:

(In millions)	Shares Repurchased	Amount
Fiscal 2019	0.7	\$ 56.9
Fiscal 2018	2.5	\$143.1
Fiscal 2017	2.9	\$166.2

The following graph shows how a \$100 investment in the Company's common stock on May 31, 2014 would have grown to \$244 as of May 31, 2019, with dividends reinvested quarterly. The chart also compares the total stockholder return on the Company's common stock to the same investment in the S&P 500 Index over the same period, with dividends reinvested quarterly. For Paychex, this represents a cumulative return of 144%, or approximately 20% on an annualized basis.



For more information about our fiscal 2019 business results, see the section of our fiscal 2019 Annual Report on Form 10-K ("Form 10-K") titled "Management's Discussion and Analysis of Financial Condition and Results of Operations."

How Pay is Tied to Company Performance

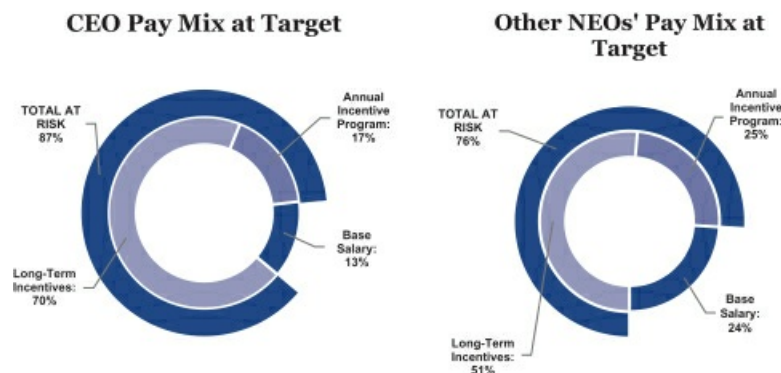
Our executive compensation programs are designed to ensure that the interests of the Company's senior leaders are appropriately aligned with those of its stockholders by rewarding performance that meets established business and individual goals. Key features of the program that tie to Company performance are:

- A significant portion of our NEOs annual compensation is "at risk" based on performance. For fiscal 2019, variable pay represented 87% of total target compensation for our CEO, and 76% of total target compensation on average for our other NEOs.
- Variable compensation is comprised of an annual cash incentive program and longer-term equity-based incentives. Annual grants of performance shares provide the opportunity for restricted stock to be awarded if pre-established financial goals are met for a two-year performance period. Time-vested stock options and restricted stock awards provide value based on our stock price performance.
- Target compensation for the annual incentive program and annual grants of performance shares is established at the beginning of the performance period by the G&C Committee. NEOs have an opportunity to earn actual compensation that varies from target based on achievement against pre-established performance metrics.
- Performance targets incorporated into our executive compensation programs include the metrics of service revenue (a measure of business growth) and operating income, net of certain items (our measure of profitability) for our annual performance-based compensation. Operating income, net of certain items is a non-GAAP measure. Refer to Appendix A for a discussion of this measure and a reconciliation to the related GAAP measure of operating income.
- The financial measures used as performance targets are linked directly to our annual and longer-term strategic business plans that are reviewed and approved by the Board.
- In July 2016, the G&C committee implemented special Long Term Incentive Plan ("LTIP") awards in the form of non-qualified performance-based stock options and performance-based restricted stock. These awards were

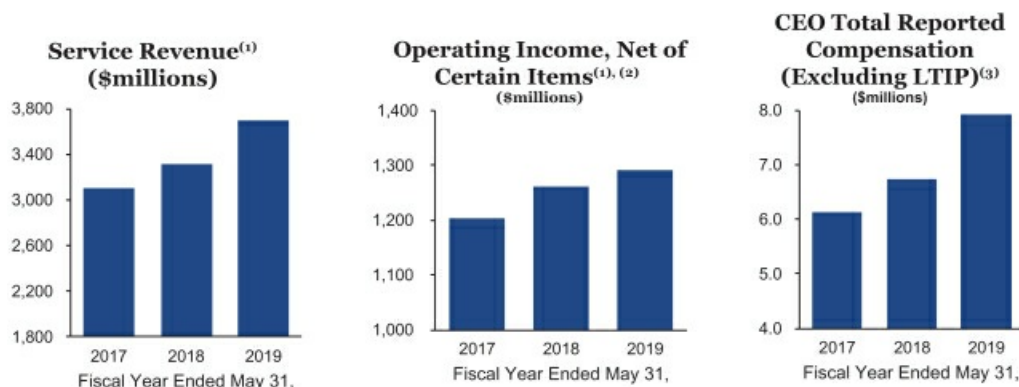
CD&A

made to reward the executives for achieving long-term financial goals. The stock options and restricted stock vest after four years based on achievement against goals established for the fiscal year ending May 31, 2020 ("fiscal 2020"). These are special awards geared toward this long-term achievement and are not part of the annually recurring awards of long-term, equity-based compensation. The performance metrics for these LTIP awards are service revenue, operating income, net of certain items, and diluted earnings per share.

The pay mix at target for our CEO and the average for other NEOs for fiscal 2019 is displayed below.



The following illustrates the trend in Company performance, based on two of our key financial metrics utilized in performance-based compensation plans, and the total reported compensation of our CEO (excluding the LTIP awards) over the last three years.



(1) Amounts have been adjusted to reflect the adoption of ASC Topic 606.

(2) Operating income, net of certain items, is a non-GAAP measure. Refer to the discussion regarding this non-GAAP measure and a reconciliation to the related GAAP measure of operating income in Appendix A.

(3) CEO total compensation as reflected in this chart is equal to the amounts reported in the Fiscal 2019 Summary Compensation Table included in the Named Executive Officer section of this and prior years' proxy statements, except for the amount for the fiscal year ended May 31, 2017 ("fiscal 2017"). For fiscal 2017, this chart excludes the impact of the special LTIP awards granted in July 2016 in the form of non-qualified performance stock options and performance-based restricted stock.

Amounts realized in fiscal 2019 related to performance-based compensation programs for fiscal 2019 and prior years included the following:

- Payouts under the annual incentive program for fiscal 2019 were earned at 129% of target for the CEO and an average of 127% of target for the SVPs. Achievement was measured against financial targets established at the beginning of fiscal 2019.

- The two-year performance period for the annual grants of performance shares granted in July 2017 ended on May 31, 2019. The financial targets were set at the beginning of this two-year period. Achievement against these targets resulted in restricted shares earned at 98% of target.

Refer to the section entitled “Elements of Compensation” and the subsections of “Annual Incentive Program” and “Equity-Based Compensation” within this CD&A for a more detailed discussion of variable compensation, performance targets established, and actual results against those targets.

A significant portion of reported compensation is an incentive for future performance and realizable only if the Company meets or exceeds the applicable performance measures, or is based on the Company's stock price performance. Long-term equity-based incentives make up the largest component of pay for the NEOs. For the CEO, Mr. Mucci, this accounts for 70% of his target compensation for fiscal 2019. The main difference between reported compensation in the Fiscal 2019 Summary Compensation Table and compensation realized is in the value of equity awards. In reported compensation, equity awards are included in the year granted at grant-date fair value. The amount that can be realized upon exercise of stock options or vesting of restricted stock awards can differ significantly from the amounts initially reported in the year of grant.

The following table illustrates how the equity awards granted to Mr. Mucci in the last three fiscal years were tracking as of May 31, 2019.

Fiscal Year	Award Type	Value Reported at Grant Date(1)	Value Realized Through May 31, 2019(2)	Intrinsic Value as of May 31, 2019(3)			Increase in Realized and Unrealized Value Since Grant Date
				Vested Shares	Unvested Shares(4)	Total Intrinsic Value Not Yet Realized	
2017							
	Stock Options	\$1,191,049	\$ —	\$2,602,160	\$2,602,160	\$5,204,320	337%
	Restricted Stock	\$ 874,697	\$607,491	\$ —	\$ 411,106	\$ 411,106	16%
	Performance Shares	\$2,209,835	\$ —	\$ —	\$3,050,263	\$3,050,263	38%
	LTIP-Options	\$1,151,732	\$ —	\$ —	\$4,903,698	\$4,903,698	326%
	LTIP-Shares	\$1,290,661	\$ —	\$ —	\$2,065,394	\$2,065,394	60%
2018							
	Stock Options	\$1,372,685	\$ —	\$2,041,154	\$4,082,307	\$6,123,461	346%
	Restricted Stock	\$ 940,453	\$385,416	\$ —	\$ 939,658	\$ 939,658	41%
	Performance Shares	\$2,353,659	\$ —	\$ —	\$3,713,334	\$3,713,334	58%
2019							
	Stock Options	\$1,582,257	\$ —	\$ —	\$2,911,854	\$2,911,854	84%
	Restricted Stock	\$1,046,229	\$ —	\$ —	\$1,290,711	\$1,290,711	23%
	Performance Shares	\$2,618,791	\$ —	\$ —	\$3,447,385	\$3,447,385	32%

- (1) The value reported at grant date represents the amounts reported in the Fiscal 2019 Summary Compensation Table for the respective fiscal year. These values were reported at grant-date fair value of the award.
- (2) The value realized through May 31, 2019 represents the value realized on stock option exercises or vesting of restricted stock and performance shares. Mr. Mucci has not exercised any stock options granted in fiscal 2017, fiscal 2018, and fiscal 2019. The value reflected for restricted stock is the stock price on the date shares vested multiplied by the number of shares that vested during the period between date of grant and May 31, 2019.
- (3) Intrinsic value not yet realized for stock options is based on the closing stock price of \$85.79 per share as of May 31, 2019 less the exercise price for the respective grants. Intrinsic value for restricted stock and performance shares is based on the closing stock price of \$85.79 per share as of May 31, 2019 multiplied by the number of shares not yet vested.
- (4) The intrinsic value of unvested shares remains at risk as these awards are currently not exercisable.

CD&A

Highlights of Executive Compensation Practices

The Board maintains governance standards and oversight of our executive compensation policies and practices. The following governance practices were in place during fiscal 2019, and these practices, among other elements of our compensation programs, aid in mitigating risk associated with our compensation programs.

WHAT WE DO	WHAT WE DON'T DO
<ul style="list-style-type: none"> ☑ Pay for performance. As previously discussed, a significant portion of executive pay is not guaranteed, but rather tied to key financial metrics that are disclosed to our stockholders. ☑ Mitigate undue risk in compensation programs. The executive compensation program includes features that reduce the possibility of the NEOs, either individually or as a group, making excessively risky business decisions that could maximize short-term results at the expense of longer-term value. ☑ Balance of short-term and long-term incentives. Our incentive programs are designed to provide an appropriate balance of annual and longer-term incentives. ☑ Capped award payouts. Amounts or shares that can be earned under the annual incentive program, as well as under the longer-term performance share and LTIP performance-based stock option and restricted stock awards, are capped. ☑ Share ownership guidelines. There are restrictions on sales of vested awards until a NEO has attained ownership of the Company's stock as follows: CEO — six times base salary; SVPs — three times base salary; and Vice Presidents ("VPs") — two times base salary. ☑ Include double-trigger change in control provisions. Our Change in Control Plan for officers is a "double-trigger" arrangement, requiring change in control and a subsequent termination of employment. ☑ Include recoupment, non-compete, and other forfeiture provisions in our annual incentive program and equity-based compensation agreements. Our annual incentive program and equity-based compensation agreements contain certain recoupment, non-compete, and other forfeiture provisions that will allow the Company to cancel all or any outstanding portion of equity awards and recover the payouts under the annual incentive program, gross value of any vested restricted shares, vested performance shares, or profits from exercises of options. ☑ Utilize an independent compensation consulting firm. The G&C Committee benefits from its utilization of an independent compensation consulting firm, which provides no other services to the Company. 	<ul style="list-style-type: none"> ☒ No employment agreements. We do not have employment contracts for our NEOs. Employment of all of our executive officers is "at will." ☒ No significant perquisites. The benefits our NEOs receive in the form of health insurance, life insurance, and Company matching contributions to the 401(k) Plan are the same benefits generally available to all of our employees. ☒ No hedging, pledging or short sales transactions permitted. Our executive officers, including NEOs, and directors are prohibited from engaging in any hedging or other similar types of transactions with respect to the Company's common stock. Pledging is prohibited without prior Company approval and not for more than 25% of the pledgor's total beneficial ownership. ☒ No dividends or dividend equivalents on unearned performance-based awards. Performance share awards and LTIP performance-based restricted stock awards do not earn or pay dividends until the shares are earned.

Refer to the remainder of this CD&A for a detailed discussion of the overall compensation philosophy, practice, and analysis of elements of the compensation awarded to our NEOs as provided in the Fiscal 2019 Summary Compensation Table, included in the Named Executive Officer Compensation section of this proxy statement.

Elements of Compensation

We use a combination of compensation elements, including base salary, annual incentive program, and equity awards delivered under our 2002 Plan. Each element and the related compensation decisions and results for fiscal 2019 are discussed below.

Summary of Fiscal 2019 Elements of Compensation

Compensation Elements	Salary	Annual Incentive Program	Stock Options	Restricted Stock Awards	Performance Shares(1)
Recipients When Granted Form of Delivery Type of Performance Performance Period How Payout is Determined Performance Metrics	Fixed	Variable, At-Risk			
	All NEOs				
	Reviewed annually	Annually			
	Cash			Equity	
	Short-Term			Long-Term Incentives	
	Ongoing	1 year	Vest ratably over 3 years	Vest ratably over 3 years	2-year performance period followed by 1-year service period(2)
	G&C Committee judgment	Quantitative based on achievement against targets; small portion qualitative	Based on stock price on exercise/vest date		Quantitative based on achievement against targets
	N/A	Service revenue; operating income, net of certain items(3); and annualized new business revenue	N/A	N/A	Service revenue; and operating income, net of certain items(3)

(1) The details for performance shares reflect the terms of the annual performance share awards. In fiscal 2018, Mr. Rivera also received a special, one-time performance-share award at the discretion of the G&C Committee with a three-year performance period based on net income targets during the performance period.

(2) Mr. Rivera received an award in fiscal 2019 that will vest immediately following the two-year performance period.

(3) Operating income, net of certain items, is a non-GAAP measure. Refer to Appendix A for a discussion of this measure and a reconciliation to the related GAAP measure of operating income.

CD&A
Fiscal 2019 Compensation Results
Base Salary

We pay base salary to attract talented executives and to provide a fixed base of cash compensation. Base salaries are reviewed annually. Our practice is to make targeted base salary increases as determined necessary based on performance, market information, and scope of responsibilities. In fiscal 2019, Mr. Gioja was given a 6% targeted increase in base salary based on benchmarking analysis performed to bring him more in line with the median of our Peer Group, a group of companies with comparable financial information or who are direct competitors of Paychex.

Annual Incentive Program

The annual incentive program was established to motivate NEOs to meet the financial goals set by the Company as presented to its stockholders, while maintaining alignment with stockholders' interests. Upon achievement of the minimum eligible performance, payouts under our annual incentive program are determined based upon the satisfaction of certain quantitative and qualitative components.

The quantitative component consists of certain predetermined performance targets, which are established at the beginning of each fiscal year, and are typically based on the Board-approved fiscal year financial plan. The targets for payout are established by the G&C Committee with consultation of management. The performance targets established are intended to provide a balance between growing revenue and managing expenses. Once a target is determined, it is set for the year and is normally not changed. For extraordinary circumstances, the G&C Committee reserves the right to apply discretion and make changes.

The qualitative component of the annual incentive program consists of individual-specific qualitative goals established at the beginning of the fiscal year based on functions and responsibilities unique to the individual. The CEO can potentially receive up to 20% of base salary and all other NEOs can potentially receive up to 10% of base salary, which is not considered material to the overall compensation for each NEO. The assessment of these goals is subjective and is not always based on quantifiable financial measurements. The G&C Committee may determine, at its sole discretion, whether satisfactory achievement has occurred, regardless of achievement against the pre-established individual goals. At its discretion for fiscal 2019, the G&C Committee individually evaluated each NEO and determined the specific percentage of the qualitative portion to award each NEO as presented on the following page.

The weight given each quantitative performance target is determined by the G&C Committee when the targets are established, and this weight varies for each NEO based on the individual's position. Each of the performance targets applicable to a NEO's annual incentive program provide the NEO an opportunity to earn a percentage of their annualized base salary based on achievement at threshold, target, and maximum. The total percentage of base salary for all performance measures that the NEOs have the opportunity to earn are as follows:

Position	Quantitative Component			Qualitative Component
	Threshold	Target	Maximum	
CEO	50.0%	120.0%	190.0%	20.0%
SVP-Sales	45.0%	100.0%	155.0%	10.0%
SVP-Other	40.0%	90.0%	140.0%	10.0%

Thresholds are set as the floor with any achievement below threshold resulting in no payout for the respective performance metric. Maximums are set as a ceiling on the amount of payout a NEO can receive for each performance metric. For fiscal 2019, some of the quantitative component percentages of base pay for the CEO and SVPs were changed to better align with the Company's strategic goals. For the CEO, the component percentages of base pay at threshold, target, and maximum increased from 45.0%, 110.0%, and 175.0% to 50.0%, 120.0%, and 190.0%, respectively. For the SVP-Other, the component percentages of base pay at threshold, target, and maximum increased from 37.5%, 85.0%, and 132.5% to 40.0%, 90.0%, and 140.0%, respectively. These changes were based on benchmarking analysis against our Peer Group and made to better align internal pay equity and adjust the compensation to market.

The performance metrics for the fiscal 2019 annual incentive program for the NEOs were established as follows:

Bonus Objectives ⁽¹⁾	Fiscal 2019 Year-over-Year Growth Rates			% of Plan Dollars			Achievement as a % of Target
	Threshold	Target	Maximum	Threshold	Target	Maximum	
Service revenue	2.2%	6.4%	8.5%	96.0%	100.0%	102.0%	102.0%
Operating income, net of certain items ⁽²⁾	-						
	1.2%	2.9%	5.0%	96.0%	100.0%	102.0%	101.6%
Annualized new business revenue ⁽³⁾	1.0%	6.0%	9.4%	95.3%	100.0%	103.3%	99.1%

- (1) The annual incentive program allows for certain adjustments to metrics as reported in our consolidated financial statements. The acquisition component of service revenue is included up to a maximum of 2% of service revenue at target.
- (2) Operating income, net of certain items, is a non-GAAP measure. Refer to Appendix A for a discussion of this measure and a reconciliation to the related GAAP measure of operating income.
- (3) Annualized new business revenue is the approximate amount of revenue to be earned over the first twelve-month period, from the sale in the current fiscal year, of certain payroll, HR, and insurance services to new clients and new product sales to existing clients. This measure is not directly calculated from our audited financial statements, as reported service revenue also includes recurring revenue from pre-existing clients. This metric is set to provide incentive for executives to strive to exceed the target, given the relationship to recurring revenue.

Each performance objective, along with the target percentage of base salary that can be earned for that metric, and the actual payout percentage is set forth below, in accordance with calculations per the program.

Bonus Objectives	Mr. Mucci		Mr. Rivera, Mr. Gibson and Mr. Gioja		Mr. Bottini	
	% of Base Salary at Target	% of Base Salary Achieved ⁽¹⁾	% of Base Salary at Target	% of Base Salary Achieved ⁽¹⁾	% of Base Salary at Target	% of Base Salary Achieved ⁽¹⁾
Service revenue	35.0%	55.0%	30.0%	50.0%	25.0%	38.8%
Operating income, net of certain items ⁽²⁾	50.0%	74.0%	35.0%	49.0%	25.0%	36.0%
Annualized new business revenue ⁽³⁾	35.0%	31.7%	25.0%	22.1%	50.0%	44.7%
Total quantitative annual incentive	120.0%	160.7%	90.0%	121.1%	100.0%	119.5%
Qualitative ⁽⁴⁾	20.0%	20.0%	10.0%	10.0%	10.0%	8.0%
Total	140.0%	180.7%	100.0%	131.1%	110.0%	127.5%

- (1) If the actual achievement under a given performance metric is between two thresholds (e.g. between threshold and target or between target and maximum), then the percentage of base salary achieved would be calculated based on a straight-line interpolation of the achievement level above threshold or target, as appropriate, for such performance metric.
- (2) Operating income, net of certain items, is a non-GAAP measure. Refer to Appendix A for a discussion of this measure and a reconciliation to the related GAAP measure of operating income.
- (3) Annualized new business revenue is the approximate amount of revenue to be earned over the first twelve-month period, from the sale in the current fiscal year, of certain payroll, HR, and insurance services to new clients and new product sales to existing clients. This measure is not directly calculated from our audited financial statements, as reported service revenue also includes recurring revenue from pre-existing clients. This metric is set to provide incentive for executives to strive to exceed the target, given the relationship to recurring revenue.
- (4) The NEOs have an opportunity to earn a percentage of base salary based on individual-specific qualitative goals related to the functions and responsibilities unique to the individual. The G&C Committee may determine, at its sole discretion, whether satisfactory achievement has occurred, regardless of achievement against the pre-established individual goals.

CD&A

The actual achievement translated to the incentive payments for our NEOs is as follows:

	Annualized Base Salary ⁽¹⁾	Minimum Potential Payout ⁽²⁾	Maximum Potential Payout ⁽²⁾	% of Base Salary Achieved	Actual Incentive Compensation Earned ⁽³⁾
Martin Mucci	\$950,000	\$—	\$1,995,000	180.7%	\$1,716,175
Efrain Rivera	\$500,000	\$—	\$ 750,000	131.1%	\$ 655,650
Mark A. Bottini	\$450,000	\$—	\$ 742,500	127.5%	\$ 573,660
John B. Gibson	\$450,000	\$—	\$ 675,000	131.1%	\$ 590,085
Michael E. Gioja	\$475,000	\$—	\$ 712,500	131.1%	\$ 622,868

- (1) This represents the NEO's annualized base salary as of May 31, 2019. It may differ from base salary paid for fiscal 2019 reflected in the Fiscal 2019 Summary Compensation Table, contained in the Named Executive Officer Compensation section of this proxy statement, due to timing of salary increases, start dates, etc.
- (2) These columns represent the range of payout that each NEO has the opportunity to earn. The minimum potential payout indicates that no payout is earned if achievement is below threshold. The maximum potential payout is based on the percentage of base salary that each NEO can earn for maximum achievement.
- (3) Actual incentive compensation earned is calculated as annualized base salary multiplied by the percentage of base salary achieved, and is provided in the Fiscal 2019 Summary Compensation Table, contained in the Named Executive Officer Compensation section of this proxy statement.

Equity-Based Compensation

To align our NEOs' interests with the long-term interests of our stockholders, the Company grants equity awards under the 2002 Plan. Annual grants of equity awards to the NEOs are approved during the regularly scheduled meeting of the G&C Committee in July. Historically, the July meeting has been scheduled to occur approximately two weeks after the release of our fiscal year-end earnings and upcoming fiscal year financial guidance. Our trading black-out period normally lifts on the third business day following such release of information. The G&C Committee anticipates continuing its granting practice. The G&C Committee may also grant equity awards to individuals upon hire or promotion to executive officer positions. These equity awards are not granted during any trading black-out periods. Recipients are notified shortly after G&C Committee approval of their grant, noting the number of stock options, shares of restricted stock, target performance shares and goals, the vesting schedule, and exercise price. Any sales restrictions or other terms of the award are also communicated at that time.

Annually, the G&C Committee reviews the NEO compensation of our Peer Group to determine the desired pay range for our officers. See the Compensation Decision Process section later in this CD&A for further information on the Committee's process for determining total compensation, including equity awards. This review, along with each officer's individual performance and potential, determine the total compensation. The quantity of equity awards is based on an estimated total value as determined by the G&C Committee in conjunction with their total compensation review and evaluation.

In July 2018, the G&C Committee made an annual equity grant to our NEOs that was a blend of stock options, time-vested restricted stock, and performance shares. The award value generally was split as follows:

**Annual Equity Award Value
Allocation**


This annual distribution provides for 80% of the total equity-based compensation value to be performance-based, consistent with the G&C Committee's total compensation determination. The annual award allocation for fiscal 2019 differed slightly due to Mr. Rivera receiving additional performance shares in lieu of time-based restricted stock awards. The value delivered may be adjusted by the G&C Committee at its discretion for individual performance and future potential considerations. For our July 2018 annual grants, the G&C Committee determined the estimated total value to be approximately: \$5,100,000 for the CEO; \$1,200,000 for the CFO; and \$900,000 for the SVPs. The estimated total value of the CEO's equity-based compensation was increased from \$4,700,000 in fiscal 2018 to \$5,100,000 in fiscal 2019 based on benchmarking analysis against our Peer Group and made to better align internal pay equity and adjust the compensation to market.

The following equity-based compensation was granted in July 2018 for all NEOs:

NEO	Performance Shares (at Target)	Stock Option Awards ⁽¹⁾	Time-Based Restricted Stock Awards ⁽²⁾
Martin Mucci	40,184	179,191	15,045
Efrain Rivera	13,250	42,204	—
Mark A. Bottini	7,098	31,653	2,658
John B. Gibson	7,098	31,653	2,658
Michael E. Gioja	7,098	31,653	2,658

(1) Stock option awards vest one-third per year over three years and have a term of 10 years.

(2) Time-based restricted stock awards vest one-third per year over three years. For fiscal 2019, Mr. Rivera received additional performance shares in lieu of time-based restricted stock awards. These additional performance shares were granted to Mr. Rivera to provide a performance-based equity mix on terms consistent with his September 2017 performance award.

Performance Shares

Performance shares are designed to provide variable compensation that is focused on longer-term results. Annual performance share awards have a two-year performance period to determine the number of restricted shares to be issued. The NEO generally must serve for one additional year for the restrictions to lapse. The performance targets as approved by the Board are based on service revenue and operating income, net of certain items, as projected in the strategic planning process. The G&C Committee established performance targets intended to be appropriately challenging at all levels, including the threshold level, but attainable with increasing difficulty for each level beyond threshold. The threshold level was expected to be appropriately challenging but achievable under normal circumstances. The target level would be achieved if the Company performed as expected under our strategic plan for the two-year period. The maximum level would be achievable only with exceptional performance.

The two-year performance period for performance shares granted in July 2017 was completed at the end of fiscal 2019. The shares earned were based on achievement against pre-established targets for the performance period as follows:

Performance Goal (\$ In Millions)	Two-Year Performance Targets Established			Actual Achievement	
	Threshold	Target	Maximum	(\$)	% of Target
Service revenue ⁽¹⁾	\$6,355	\$6,689	\$6,890	\$6,769	101%
Operating income, net of certain items ⁽²⁾	\$2,489	\$2,620	\$2,698	\$2,538	97%
Percent of plan	95%	100%	103%		
Payout as a percent of target	60%	100%	150%		98%

(1) Service revenue as calculated under the performance award agreement allows for 2% of total service revenue to be delivered from acquisitions during the grant period. Refer to Appendix B for a reconciliation of service revenue as calculated for the performance period to service revenue reported in our consolidated financial statements.

(2) Operating income, net of certain items, is a non-GAAP measure. In addition, this measure as calculated under the performance award agreement excludes the impact of business acquisitions and other unusual items during the performance period. Refer to Appendix B for a description of this non-GAAP measure and a reconciliation of the amount for the performance period to the related GAAP measure of operating income.

CD&A

Achievement for service revenue was slightly above target, while achievement for operating income, net of certain items, was slightly below target. As a result of their performance against these pre-established goals, in July 2019 our NEOs received restricted shares at a quantity of 98% of the target level. The restrictions on these shares will lapse after an additional one-year service period. These performance shares, granted in July 2017, were reflected at grant-date fair value in the NEO compensation for fiscal 2018 in the Fiscal 2019 Summary Compensation Table, contained in the Named Executive Officer Compensation section of this proxy statement.

LTIP Non-Qualified Performance Stock Options and Performance-Based Restricted Stock

In July 2016, the NEOs, received an LTIP award in the form of non-qualified performance stock options and performance-based restricted stock. These stock options and restricted stock will vest dependent on achievement against pre-established targets for fiscal 2020. The LTIP was granted to incentivize the executives to work toward achievement of longer-term strategic goals. The performance metrics are service revenue, operating income, net of certain items, and diluted earnings per share and were established based on the Company's long-term strategic plan. These grants were reflected as part of compensation for fiscal 2017 in the Fiscal 2019 Summary Compensation Table contained in the Named Executive Officers Compensation section of this proxy statement.

Stock Ownership Guidelines

The G&C Committee has established stock ownership guidelines, as follows:

Position	Requirement
CEO	6X base salary
SVPs	3X base salary
VPs	2X base salary

The G&C committee raised the CEO's stock ownership requirement to six times base salary in fiscal 2019 from five times base salary in fiscal 2018 based on the review of Peer Group executive compensation. For any awards granted after July 2011, there are restrictions on sales of such vested awards until the officer has attained the applicable stock ownership level. The ownership guidelines were established to provide long-term alignment with stockholders' interests. For the purposes of achieving the ownership guidelines, unvested restricted stock awarded to the executive officers is included. All officers are currently compliant with the guidelines.

Prohibition on Hedging or Speculating in Company Stock

NEOs, along with all employees, of the Company must also adhere to strict standards with regards to trading in Paychex stock. Also, the Company prohibits executive officers from hedging Paychex stock. They may not, among other things:

- speculatively trade in the Company's stock;
- short sell any securities of the Company; or
- buy or sell puts or calls on the Company's securities.

Pledging of Company Stock

The Company maintains a pledging policy for all Paychex directors, officers, and employees. This policy prohibits pledging Company securities as collateral for a loan or a line of credit without obtaining prior Company approval. Approval may be granted when the individual clearly demonstrates the intent and financial capacity to satisfy the obligations without resort to the pledged securities and where the pledge represents no more than 25% of the pledgor's beneficial ownership of the Company securities. The Company's pledging policy is posted on the Company's website at www.paychex.com/investors under Corporate Governance & Committees.

Recoupment, Non-Compete, and Other Forfeiture Provisions

The Company retains the right to clawback on any incentive payment or award under any policy adopted by the Company implementing Section 10D of the Exchange Act and any regulations promulgated or national securities exchange listing conditions adopted with respect thereto. In the annual incentive program, the Company retains the

right to recoup all or a portion of the payouts made under the annual incentive program if those payouts were based on financial statements that are subsequently subject to restatement and where fraud or misconduct was involved. The Company will, to the extent permitted by governing law, require reimbursement of a portion of any compensation received where:

- the payment was predicated upon the achievement of certain financial results that were subsequently the subject of a substantial restatement;
- the participant engaged in fraud or misconduct that caused or partially caused the need for the substantial restatement; and
- a lower payment would have been made based upon the restated financial results.

In each such instance, the Company will, to the extent practicable, seek to recover the amount by which the individual participant's compensation for the relevant period exceeded the lower payment that would have been made based on the restated financial results, plus a reasonable rate of interest.

Our equity-based compensation agreements state that following termination of employment, certain benefits (including equity-based compensation) will be forfeited if the NEO engages in activities adverse to the Company. These activities include:

- competition with the Company during a specified period after termination of employment;
- solicitation of the Company's clients or employees during a specified period after termination of employment;
- breach of confidentiality either during or after employment; or
- engaging in conduct which is detrimental to the Company during the NEO's employment with the Company.

Should any of these activities occur, the Company may cancel all or any outstanding portion of the equity awards subject to this provision, and recover the gross value of any vested restricted shares and vested performance shares, including all dividends. In the case of non-qualified stock options, the Company may suspend the NEO's right to exercise the option and/or may declare the option forfeited. In addition, the Company may seek to recover all profits from certain prior exercises as liquidated damages and pursue other available legal remedies.

Perquisites

Our NEOs receive benefits in the form of vacation, health insurance, life insurance, Company matching contributions to the 401(k) Plan when such contributions are in effect, and other benefits, which are generally available to all our employees. We do not provide our NEOs with pension arrangements, post-retirement health coverage, or other similar benefits, with the exception of access to a non-qualified and unfunded deferred compensation plan.

Deferred Compensation

We offer a non-qualified and unfunded deferred compensation plan to our NEOs. The deferred compensation plan is intended to supplement the NEO's 401(k) Plan account. Due to limitations on the 401(k) Plan accounts placed by the Internal Revenue Service, this plan allows for further savings toward retirement for the NEOs and functions similarly to the 401(k) Plan account. Refer to the Non-Qualified Deferred Compensation discussion included in the Named Executive Officer Compensation section of this proxy statement for more information on how our deferred compensation plan functions.

Change in Control Plan

Executives of the Company are covered by a Change in Control Plan. Upon involuntary termination by the Company without cause or a voluntary termination by the participant for good reason, within 12 months following a change in control, the executive becomes entitled to certain severance benefits. Such severance benefits are conditioned upon the execution of a general release in favor of the Company.

Cause means the participant's dereliction of duty to the Company, conviction for a felony, or willful misconduct that has a substantial adverse effect on the Company. Good reason means a significant change to the duties, authority,

CD&A

or position that were assigned immediately before the change in control including: the reduction in or removal of any material duties, authority, or position within the Company; assignment of duties inconsistent with the participant's position, authorities, or responsibilities; material reduction to base salary, annual incentive, or other elements of total compensation; relocation of the participant's principal workplace to an area outside of a 50-mile-radius, or the failure of a successor company to assume or adopt the Change in Control Plan. Refer to the Potential Payments upon Termination or Change In Control discussion within the Named Executive Office Compensation section of this proxy statement for further information.

Compensation Decision Process

Role of the Compensation Consultant

As outlined in its charter, the G&C Committee has the authority to retain consultants and advisers, at the Company's expense, to assist in the discharge of the committee's duties. The G&C Committee can retain and dismiss such consultants and advisers at any time. The G&C Committee's consultants report directly to the committee and have direct access to the committee through the G&C Committee's Chair. The G&C Committee requires that any consultant it retains cannot be utilized by management for other purposes. Although management, particularly the VP of Human Resources and Organizational Development, may work closely with the consultant, the consultant is ultimately accountable to the G&C Committee on matters related to executive compensation.

The G&C Committee retains the services of Steven Hall & Partners ("Steven Hall") as its independent compensation consultant. Steven Hall has not provided any other services to the Company prior to or subsequent to being retained as the compensation consultant to the G&C Committee. The G&C Committee was solely responsible for the decision to retain Steven Hall as its consultant. Steven Hall advises the G&C Committee on matters of NEO compensation, assists with analysis and research, and provides updates on evolving best practices in compensation. While Steven Hall may express an opinion on compensation matters, the G&C Committee is solely responsible for setting the type and amount of compensation for NEOs.

The G&C Committee recognizes that it is essential to receive objective advice from its compensation consultant. The G&C Committee closely examines the procedures and safeguards that Steven Hall takes to ensure that the compensation consulting services are objective. The G&C Committee has assessed the independence of Steven Hall pursuant to SEC rules and concluded that Steven Hall's work for the G&C Committee does not raise any conflict of interest. In making this assessment, the following factors were taken into consideration:

- that the compensation consultant reports directly to the G&C Committee, and the G&C Committee has the sole power to terminate or replace its compensation consultant at any time;
- the compensation consultant does not provide any other services to the Company;
- whether aggregate fees paid by the Company to the compensation consultant, as a percentage of the total revenue of the compensation consultant, are material to the compensation consultant;
- the compensation consultant's policies and procedures designed to prevent conflicts of interest;
- any business or personal relationships between the compensation consultant, on one hand, and any member of the G&C Committee or executive officer, on the other hand; and
- whether the compensation consultant owns any shares of the Company's stock.

Role of Governance and Compensation Committee and Management

As part of the G&C Committee's responsibility to evaluate and determine NEO compensation, on an annual basis the G&C Committee:

- reviews the companies in our Peer Group for any changes;
- reviews base salaries for adjustments, if any;
- establishes and approves the performance targets and payouts under incentive-based programs and awards; and
- grants equity awards under our 2002 Plan.

The G&C Committee continues to review each of the elements of compensation annually to ensure that compensation is appropriate and competitive to attract and retain a high-performing executive team. The G&C Committee targets to maintain performance-based pay as a percentage of total target compensation of over 70% for the CEO and over 60% for the other NEOs. Additionally, the G&C Committee targets the value of long-term compensation to be approximately 70% for the CEO and 50% for the other NEOs.

The G&C Committee, in making its decisions, targets an equitable mix of compensation. It utilizes various sources of information to evaluate our NEO compensation, including, but not limited to:

- compensation consultant reports and analysis;
- benchmarking information with NEOs at Peer Group companies for all compensation elements; and
- internal management reports including a three-year history of total compensation for all officers and a summary for the upcoming fiscal year of total cash compensation and equity awards for all officers.

The G&C Committee strives for our NEOs' compensation to be in line with our Peer Group. The information provided by the compensation consultant indicates whether our compensation package, if target performance is achieved, is comparable to the median compensation of our Peer Group, given current competitive practices, overall best practices, and other compensation and benefit trends.

Management reports are used to evaluate compensation recommendations and the impact to total compensation for each individual. They are also used to view a complete picture of the trend of compensation to executive officers, both as a team and as individuals. This facilitates discussion that more accurately details individual officer compensation, noting differences that reflect officer tenure, performance, and position in the management structure.

The G&C Committee uses these management updates along with peer information, where available, as tools to evaluate executive compensation. This information is reviewed in a subjective manner. There is no implied direct or formulaic linkage between peer information and the G&C Committee's compensation decisions.

Our CEO and our VP of Human Resources and Organizational Development provide recommendations to the G&C Committee on design elements for compensation. These individuals, and from time to time invited guests including other officers, will be in attendance at the meetings of the G&C Committee to present and respond to questions on current or proposed plan design. Annually, our CEO reviews achievement of the recently completed fiscal year's plan and also presents recommendations regarding: salary for each of the NEOs (other than himself), the upcoming fiscal year's annual incentive program structure, and equity awards. Management is excluded from executive sessions of the G&C Committee where final decisions on compensation are made, particularly those on our CEO's performance and compensation. Executive sessions occur at each meeting of the G&C Committee.

Peer Group

In addition to many other factors that affect compensation decisions, the G&C Committee takes into account the compensation practices of our Peer Group, where available, in formulating our compensation program. The G&C Committee assesses total compensation at the median of the Peer Group, even though Paychex performs above the median of its Peer Group in certain financial categories as shown in the charts that follow. Peer Group comparisons were available for the positions of CEO and CFO, and both Mr. Mucci and Mr. Rivera have total compensation that falls below the median total compensation of the Peer Group. For the remaining NEOs, compensation was compared to the average NEO compensation, excluding the CEO and CFO positions, for the Peer Group. These results were generally below the median total compensation of our Peer Group. Peer Group benchmarking is not the sole determining factor in the G&C Committee's decisions on compensation, and the G&C Committee reserves the discretion to adjust compensation based on other factors as previously discussed. The Peer Group companies are not necessarily limited to the markets in which Paychex does business. The Peer Group companies were selected based on the following criteria: comparable business model, company size including revenues and earnings, executive talent sources, competition for investor capital, companies considered by our investors to be peers, and overall reasonableness. The Peer Group is comprised of the following industries or segments: a direct competitor in the HCM industry, financial transaction management companies, and business services and outsourcing companies.

CD&A

Our Peer Group for fiscal 2019 consisted of the following companies:

Peer Group	
Alliance Data Systems Corporation	Intuit Inc.
Automatic Data Processing, Inc.	Moody's Corporation
Broadridge Financial Solutions, Inc.	Robert Half International, Inc.
DST Systems, Inc.	TD AMERITRADE Holding Corporation
Equifax, Inc.	The Dun & Bradstreet Corporation
Fiserv, Inc.	The Western Union Company
Global Payments Inc.	Total System Services, Inc.
H&R Block, Inc.	

Paychex, Inc. vs. Peer Group


(1) Based on the most recent completed fiscal year for each company in the Peer Group.

The G&C Committee annually reviews and approves the selection of Peer Group companies, adjusting the group from year to year based upon our business and changes in the Peer Group companies' business or the comparability of their metrics. The Peer Group may also be adjusted in the event of mergers, acquisitions, or other significant economic changes. There were no changes to the Peer Group for fiscal 2019.

CEO Compensation

It is the responsibility of the G&C Committee to evaluate Mr. Mucci's performance annually and determine his total compensation. Mr. Mucci receives compensation based on his leadership role and the overall performance of the Company. Mr. Mucci's compensation for fiscal 2019 as reflected in the Fiscal 2019 Summary Compensation Table, included in the Named Executive Officer Compensation section of this proxy statement, is as follows:

- Base salary of \$950,000;
- Payout under the annual incentive program at 129% of target; and
- Annual equity award grants comprised of 40,184 performance shares at target, 179,191 stock options with vesting pro-rata over three years, and 15,045 shares of time-based restricted stock with vesting pro rata over three years.

Mr. Mucci's total compensation for fiscal 2019 remained below the median when compared to that of the CEOs within our Peer Group.

CEO Pay Ratio

Pursuant to Section 953(b) of the Dodd-Frank Wall Street Reform and Consumer Protection Act and Item 402(u) of Regulation S-K, we are required to provide the ratio of the annual total compensation of Mr. Mucci, our CEO, to the annual total compensation of our median employee. These rules allow us to identify our median employee once every three years unless there has been a change in our employee population or employee compensation arrangements that we reasonably believe would result in a significant change in our pay ratio disclosure.

Accordingly, our fiscal 2019 CEO pay ratio is calculated utilizing the same median employee identified in fiscal 2018. In determining that it was still appropriate to utilize our fiscal 2018 median employee for this disclosure, we considered changes to our global employee population and compensation programs during fiscal 2019, as well as the absence of a material change in that employee's job description or compensation during fiscal 2019.

We also considered our acquisition in December 2018 of Oasis and after considering the ongoing integration efforts with Oasis, we determined the acquisition would not result in a significant change in our pay ratio disclosure.

To identify the median employee for fiscal 2018, we took the following steps:

- We identified the median employee by examining the previous 12-month period of total cash compensation for all U.S. employees, excluding our CEO, who were employed by us on March 1, 2018.
- We included all U.S. employees, whether employed on a full-time, part-time or seasonal basis. As of March 1, 2018, the Company had approximately 14,000 employees, not including the CEO, and 135 employees located in Germany. We did not make any assumptions, adjustments, or estimates with respect to the total cash compensation, and we did not annualize the compensation for any full-time employees that were not employed by us for all of the previous 12-month period. We believe the use of total cash compensation for all U.S. employees is a consistently applied compensation measure because we do not widely distribute annual equity awards to U.S. employees. Approximately 13% of our employees received annual equity awards as of March 1, 2018.

We calculated annual total compensation for fiscal 2019 for the median employee using the same methodology we use for our NEOs as set forth in the Fiscal 2019 Summary Compensation Table later in this proxy statement.

The table below sets forth comparative information regarding: (A) the total compensation of the CEO for fiscal 2019; (B) the median of the total annual compensation of all other employees of the Company, excluding our non-U.S. employees and CEO, for fiscal 2019; and (C) the ratio of the CEO total annual compensation to the median of the total annual compensation of all other employees, excluding the non-U.S. employees and CEO:

Mr. Mucci, our CEO, total annual compensation (A)	\$7,930,520
Median employee total annual compensation, excluding non-U.S. employees and CEO (B)	\$ 56,018
Ratio of CEO to median employee compensation (C)	142:1

Impact of the Internal Revenue Code

Section 162(m) generally limits the deductibility of compensation for "covered employees," which include our NEOs, to \$1,000,000 per year. Under the Tax Cuts and Jobs Act of 2017, the exclusion under Section 162(m) for performance-based compensation is no longer available as of June 1, 2018, subject to transition relief for certain grandfathered arrangements in effect as of November 2, 2017. The G&C Committee will continue to monitor any further developments in this area while making decisions regarding NEO compensation and reserves the right to award compensation that is not fully deductible under Section 162(m).

THE GOVERNANCE AND COMPENSATION COMMITTEE REPORT

The Governance and Compensation Committee has reviewed and discussed the Compensation Discussion and Analysis included in the Proxy Statement with management. Based on such review and discussion, the G&C Committee recommends to the Board that the Compensation Discussion and Analysis be included in the Proxy Statement and the Company's Form 10-K for fiscal 2019.

The Governance and Compensation Committee:

Joseph M. Tucci, *Chair*
David J. S. Flaschen
Pamela A. Joseph
Joseph M. Velli

NAMED EXECUTIVE OFFICER COMPENSATION

FISCAL 2019 SUMMARY COMPENSATION TABLE

The table below presents the total compensation for each of the NEOs.

Name and Principal Position (a)	Fiscal Year (b)	Salary (c)	Bonus (d)	Stock Awards (e)	Option Awards (f)	Non-Equity Incentive Plan Compensation (g)	All Other Compensation (h)	Total (i)
Martin Mucci President and CEO	2019	\$950,000	\$—	\$3,665,020	\$1,582,257	\$1,716,175	\$17,068	\$7,930,520
	2018	\$950,000	\$—	\$3,294,113	\$1,372,685	\$1,106,750	\$12,616	\$6,736,164
	2017	\$943,846	\$—	\$4,375,193	\$2,342,781	\$906,680	\$12,000	\$8,580,500
Efrain Rivera Senior Vice President, CFO, and Treasurer	2019	\$500,000	\$—	\$863,503	\$372,661	\$655,650	\$12,722	\$2,404,536
	2018	\$500,000	\$—	\$1,935,277	\$351,219	\$441,900	\$9,020	\$3,237,416
	2017	\$496,923	\$—	\$1,364,314	\$853,494	\$347,650	\$9,292	\$3,071,673
Mark A. Bottini Senior Vice President of Sales	2019	\$450,000	\$—	\$647,414	\$279,496	\$573,660	\$13,712	\$1,964,282
	2018	\$450,000	\$—	\$632,164	\$263,418	\$321,480	\$11,592	\$1,678,654
	2017	\$450,000	\$—	\$1,292,412	\$825,732	\$320,625	\$11,592	\$2,900,361
John B. Gibson Senior Vice President of Service	2019	\$450,000	\$—	\$647,414	\$279,496	\$590,085	\$13,135	\$1,980,130
	2018	\$446,154	\$—	\$632,164	\$263,418	\$397,710	\$10,798	\$1,750,244
	2017	\$425,000	\$—	\$1,256,464	\$811,851	\$287,003	\$11,236	\$2,791,554
Michael E. Gioja Senior Vice President of Information Technology and Product Development	2019	\$471,442	\$—	\$647,414	\$279,496	\$622,868	\$11,231	\$2,032,451
	2018	\$450,000	\$—	\$632,164	\$263,418	\$397,710	\$10,108	\$1,753,400
	2017	\$446,923	\$—	\$1,256,464	\$811,851	\$303,885	\$9,423	\$2,828,546

Salary (Column (c))

The amounts reported in this column reflect the base salary paid to the NEOs during the fiscal year.

Bonus (Column (d))

The amounts reported in this column reflect discretionary bonuses paid to the NEOs during the fiscal year.

Stock Awards (Column (e))

The amounts in this column include the grant date fair value of time-based restricted stock awards, performance share awards, and performance-based restricted stock (LTIP) granted during the respective fiscal year, and do not reflect whether the recipient has actually realized a financial gain from such awards (such as lapse in the restrictions on a restricted stock award).

Time-Based Restricted Stock Awards

The fair value of the time-based restricted stock awards is determined based on the closing price of the underlying common stock on the date of grant. The resulting fair values were \$69.54 per share, \$57.24 per share, and \$60.84 per share for the restricted stock awards granted annually in July of fiscal 2019, 2018, and 2017,

NEO Compensation

respectively. Refer to the Grants of Plan-Based Awards for Fiscal 2019 table included in this proxy statement for further information on restricted stock awards granted in fiscal 2019.

Performance Shares

Performance share awards are reflected in the Fiscal 2019 Summary Compensation Table assuming target achievement. The grant date fair value of these awards at target achievement and at maximum achievement is as follows:

	Fiscal 2019		Fiscal 2018		Fiscal 2017	
	Target	Maximum	Target	Maximum	Target	Maximum
Martin Mucci	\$2,618,791	\$3,928,187	\$2,353,659	\$3,530,489	\$2,209,835	\$3,314,782
Efrain Rivera ⁽¹⁾	\$ 863,503	\$1,295,254	\$ 602,230	\$ 903,345	\$ 515,135	\$ 772,731
Mark A. Bottini	\$ 462,577	\$ 693,865	\$ 451,686	\$ 677,529	\$ 463,615	\$ 695,423
John B. Gibson	\$ 462,577	\$ 693,865	\$ 451,686	\$ 677,529	\$ 437,827	\$ 656,769
Michael E. Gioja	\$ 462,577	\$ 693,865	\$ 451,686	\$ 677,529	\$ 437,827	\$ 656,769

(1) For Mr. Rivera, the fiscal 2018 amounts reflect his annual performance share grant in July 2017. It does not include his one-time performance share grant in September 2017 as target achievement is equal to maximum achievement for that award, which allows for 21,089 shares to be earned upon target achievement.

The annual performance share awards have a two-year performance period, followed by an additional year of service required. The fair value of these awards is determined based on the closing price of the underlying common stock on the date of grant, adjusted for the present value of expected dividends over the performance period, as dividends are not earned during the two-year performance period. The resulting fair values were \$65.17 per share, \$53.29 per share, and \$57.18 per share for performance shares awarded in fiscal 2019, 2018, and 2017, respectively.

In addition to his annual performance share award in July 2017, Mr. Rivera received a special, one-time performance share award in September 2017 with a three-year performance period. The fair value for this one-time award was determined in the same manner as the annual performance share awards, and had a resulting fair value of \$51.80 per share.

LTIP Performance-Based Restricted Stock

An LTIP grant was made in July 2016 in the form of performance-based restricted stock in order to encourage the executives in achieving longer-term strategic goals. These awards are reflected in the Fiscal 2019 Summary Compensation Table assuming target achievement. The grant-date fair value of these awards at target achievement and at maximum achievement is as follows:

	Fiscal 2017	
	Target	Maximum
Martin Mucci	\$1,290,661	\$1,936,018
Efrain Rivera	\$ 645,304	\$ 967,982
Mark A. Bottini	\$ 645,304	\$ 967,682
John B. Gibson	\$ 645,304	\$ 967,682
Michael E. Gioja	\$ 645,304	\$ 967,682

These awards have a four-year performance period with achievement determined based on comparisons to pre-established targets for fiscal 2020. The fair value of these awards is determined based on the closing price of the underlying common stock on the date of grant, adjusted for the present value of expected dividends over the performance period, as dividends are not earned during the performance period. The resulting fair value was \$53.61 per share for LTIP performance-based restricted stock awarded in fiscal 2017.

Option Awards (Column (f))

The amounts in this column reflect the grant date fair value for stock options granted during the respective fiscal years and do not reflect whether the recipient has actually realized a financial gain from such awards (such as by exercising stock options).

Stock Option Awards

The fair values for the annual grants of time-vested stock options were determined using a Black-Scholes option pricing model. The assumptions and resulting per share fair value for option grants included in the amounts disclosed are as follows:

	July 2018	July 2017	July 2016
Risk-Free Interest Rate	2.9%	2.1%	1.2%
Dividend Yield	3.5%	3.4%	3.6%
Volatility Factor	0.18	0.17	0.18
Expected Option Term Life in Years	6.0	6.0	6.0
Fair Value	\$8.83	\$6.40	\$5.71

LTIP Performance Non-Qualified Stock Options

An LTIP grant was made in July 2016 in the form of non-qualified performance stock options in order to encourage the executives in achieving longer-term strategic goals. Achievement will be determined based on comparisons to pre-established targets for fiscal 2020. The fair value was determined using a Black-Scholes option pricing model for a July 2020 potential vesting tranche. The assumptions and resulting fair value for the potential vesting tranche included in the amounts disclosed are: a risk-free interest rate of 1.2%; dividend yield of 3.6%; volatility factor of 0.18; expected option term life of 6.5 years; and a fair value of \$5.86 per share.

Non-Equity Incentive Plan Compensation (Column (g))

The amounts in this column are the amounts earned under the annual incentive program. These amounts were paid in July following the applicable fiscal year end. Refer to the discussion in the CD&A "Elements of Compensation" subsection "Annual Incentive Program" for information on performance targets and achievement against those targets to determine the amount earned under this program for fiscal 2019.

All Other Compensation (Column (h))

The amounts reported in this column reflect the Company matching contributions under the 401(k) Plan.

NEO Compensation

GRANTS OF PLAN-BASED AWARDS FOR FISCAL 2019

The table below presents estimated possible payouts under the Company's annual incentive program for fiscal 2019 based on achievement of performance objectives at various levels for the Company and individual NEOs. It also summarizes equity awards granted during fiscal 2019 to each of the NEOs. This information does not set forth the actual payout awarded to the NEOs for fiscal 2019.

Name (a)	Grant Type (b)	Grant Date (c)	Estimated Future Payouts Under Non-Equity Incentive Plan Awards			Estimated Future Payouts Under Equity Incentive Plan Awards			All Other Stock Awards: Number of Shares of Stock or Units (j)	All Other Option Awards: Number of Securities Underlying Options (k)	Exercise or Base Price of Option Awards (\$/Sh) (l)	Grant- Date Fair Value of Stock and Option Awards (\$) (m)
			Threshold (\$) (d)	Target (\$) (e)	Maximum (\$) (f)	Threshold (#) (g)	Target (#) (h)	Maximum (#) (i)				
Martin Mucci	Annual Incentive Program	7/11/2018	\$ 665,000	\$1,330,000	\$1,995,000				15,045			\$1,046,229
	Restricted Stock	7/11/2018				24,110	40,184	60,276				\$2,618,791
	Performance Shares	7/11/2018								179,191	\$ 69.54	\$1,582,257
Efrain Rivera	Annual Incentive Program	7/11/2018	\$ 250,000	\$ 500,000	\$ 750,000				—			\$ —
	Restricted Stock	7/11/2018				7,950	13,250	19,875				\$ 863,503
	Performance Shares	7/11/2018								42,204	\$ 69.54	\$ 372,661
Mark A. Bottini	Annual Incentive Program	7/11/2018	\$ 247,500	\$ 495,000	\$ 742,500				2,658			\$ 184,837
	Restricted Stock	7/11/2018				4,259	7,098	10,647				\$ 462,577
	Performance Shares	7/11/2018								31,653	\$ 69.54	\$ 279,496
John B. Gibson	Annual Incentive Program	7/11/2018	\$ 225,000	\$ 450,000	\$ 675,000				2,658			\$ 184,837
	Restricted Stock	7/11/2018				4,259	7,098	10,647				\$ 462,577
	Performance Shares	7/11/2018								31,653	\$ 69.54	\$ 279,496
Michael E. Gioja	Annual Incentive Program	7/11/2018	\$ 237,500	\$ 475,000	\$ 712,500				2,658			\$ 184,837
	Restricted Stock	7/11/2018				4,259	7,098	10,647				\$ 462,577
	Performance Shares	7/11/2018								31,653	\$ 69.54	\$ 279,496

Estimated Future Payouts Under Non-Equity Incentive Plan Awards (Columns (d), (e), and (f))

The amounts in these columns consist of possible payouts under our annual incentive program for fiscal 2019. The amounts actually earned by each NEO for fiscal 2019 are reported as Non-Equity Incentive Plan Compensation in the Fiscal 2019 Summary Compensation Table. Additional information regarding how the payout amounts under our annual incentive program are determined begins on page 32.

Estimated Future Payouts Under Equity Incentive Plan Awards (Columns (g), (h), and (i))

The amounts in these columns consist of performance shares granted during fiscal 2019 under the 2002 Plan. The performance shares granted in July 2018 have a two-year performance period. At the end of the performance period actual shares earned will be determined and will be restricted with an additional one-year service requirement (except Mr. Rivera's award, which will vest immediately following the two-year performance period.) Once the performance period is completed, the NEOs will have voting rights and earn dividends on the underlying

restricted shares earned. Dividends earned during the one-year service period on restricted shares are paid at the time of vesting. Upon death or disability, a pro-rata portion of actual performance shares earned for the performance period will be received based on the number of days from the beginning of the performance period until the date of death or disability out of the total number of days in the performance period.

All Other Stock Awards: Number of Shares of Stock or Units (Column (j))

The amounts in this column consist of time-based restricted stock granted in fiscal 2019 under the 2002 Plan. All shares underlying these awards are restricted in that they are not transferable until they vest. One-third of these shares vest annually over a three-year period from the date of grant, provided the NEO is an employee of the Company on the vest date. Upon death or disability, these shares fully vest. The NEOs have voting rights and earn dividends on the underlying shares. Dividends are paid at the time of vesting.

All Other Option Awards: Number of Securities Underlying Options (Column (k))

The amounts in this column consist of time-based stock options granted in fiscal 2019 under the 2002 Plan. These stock options have an exercise price equal to the closing stock price on the date of grant and have a term of 10 years. These stock options vest one-third per annum over a three-year period from the date of grant, provided the NEO is an employee of the Company on the vesting date. Upon death or disability, all unvested options fully vest.

Grant-Date Fair Value of Stock and Option Awards (Column (m))

The amounts in this column represent the aggregate grant date fair value of restricted stock, performance shares, and stock options granted in fiscal 2019 under the 2002 Plan as follows:

- The fair value of the time-based restricted stock awards was \$69.54 per share, and was equal to the closing price of the underlying common stock on the date of grant.
- The fair value of the annual grant of performance shares in July 2018 was based on achievement at target and was \$65.17 per share. This was equal to the closing price of the underlying common stock on the date of grant less the present value of expected dividends over the performance period as dividends are not earned during the performance period.
- The fair value of the annual stock option grant was \$8.83 per share, and was determined using a Black-Scholes option pricing model.

NEO Compensation

OPTION EXERCISES AND STOCK VESTED IN FISCAL 2019

The following table provides information about the value realized by the NEOs upon the exercise of options and the lapsing of the restrictions on restricted stock awards during fiscal 2019. Certain columns in this table and the presentation of information on an award-by-award basis are not required by the rules relating to executive compensation disclosures and are not a substitute for the information required by Item 402 of SEC Regulation S-K, but rather are intended to provide additional information that stockholders may find useful.

Name (a)	Option Awards			Stock Awards		
	Date of Grant (b)	Number of Shares Acquired on Exercise (#) (c)	Value Realized on Exercise (\$) (d)	Date of Grant (e)	Number of Shares Acquired on Lapsing (#) (f)	Value Realized on Lapse (\$) (g)
Martin Mucci	7/6/2011	150,000	\$ 6,194,664	7/8/2015 7/6/2016 7/12/2017	45,731 4,792 5,477	\$ 3,191,566 \$ 334,434 \$ 385,416
Efrain Rivera	—	—	\$ —	7/8/2015 7/6/2016 7/12/2017	10,366 1,117 1,402	\$ 723,443 \$ 77,955 \$ 98,659
Mark A. Bottini	10/17/2011	30,000	\$ 1,289,016	7/8/2015 7/6/2016 7/12/2017	10,366 1,005 1,051	\$ 723,443 \$ 70,139 \$ 73,959
John B. Gibson	07/01/2013	94,500	\$ 3,316,005	7/8/2015 7/6/2016 7/12/2017	10,366 949 1,051	\$ 723,443 \$ 66,231 \$ 73,959
Michael E. Gioja	7/9/2009 7/10/2013	7,840 22,000	\$ 441,933 \$ 926,178	7/8/2015 7/6/2016 7/12/2017	10,366 949 1,051	\$ 723,443 \$ 66,231 \$ 73,959

Value Realized on Exercise (Column (d))

The amounts in this column represent the difference between the market price of a share of the Company's common stock as of the date of exercise and the exercise price of the option for all options exercised.

Value Realized on Lapse (Column (g))

The amounts in this column are based on the closing stock price of the Company's common stock on the date of lapse.

OUTSTANDING EQUITY AWARDS AS OF MAY 31, 2019

The following table presents the equity awards made to NEOs which were outstanding as of May 31, 2019.

Name (a)	Option Awards							Stock Awards			
	Option Grant Date (b)	Number of Securities Underlying Unexercised Options (Exercisable) (c)	Number of Securities Underlying Unexercised Options (Unexercisable) (#) (d)	Equity Incentive Plan Awards: Number of Securities Underlying Unexercised Options (#) (e)	Option Exercise Price (\$) (f)	Option Expiration Date (g)	Total Potential Current Value of Outstanding Options (\$) (h)	Number of Shares or Units of Stock That Have Not Vested (#) (i)	Market Value of Shares or Units of Stock That Have Not Vested (\$) (j)	Equity Incentive Plan Awards: Number of Unearned Shares, Units or Other Rights That Have Not Vested (#) (k)	Equity Incentive Plan Awards: Market or Payout Value of Unearned Shares, Units or Other Rights That Have Not Vested (\$) (l)
Martin Mucci	7/11/2018	—	179,191	—	\$ 69.54	7/10/2028					
	7/12/2017	71,494	142,988	—	\$ 57.24	7/11/2027					
	7/6/2016	—	—	196,541	\$ 60.84	7/5/2026					
	7/6/2016	104,295	104,295	—	\$ 60.84	7/5/2026					
	7/8/2015	155,100	51,701	—	\$ 47.32	7/8/2025					
	7/9/2014	195,313	—	—	\$ 41.70	7/9/2024					
	7/10/2013	237,844	—	—	\$ 38.48	7/9/2023					
	7/11/2012	274,869	—	—	\$ 31.65	7/10/2022					
	7/7/2011	315,000	—	—	\$ 31.63	7/6/2021					
	7/6/2011	56,422	—	—	\$ 31.34	7/5/2021	\$ 81,976,703				
								109,629	\$9,405,072	64,259	\$ 5,512,780
Efrain Rivera	7/11/2018	—	42,204	—	\$ 69.54	7/10/2028					
	7/12/2017	18,293	36,585	—	\$ 57.24	7/11/2027					
	7/6/2016	—	—	98,270	\$ 60.84	7/5/2026					
	7/6/2016	24,311	24,311	—	\$ 60.84	7/5/2026					
	7/8/2015	35,156	11,719	—	\$ 47.32	7/8/2025					
	7/9/2014	44,271	—	—	\$ 41.70	7/9/2024					
	7/10/2013	53,911	—	—	\$ 38.48	7/9/2023					
	7/11/2012	58,901	—	—	\$ 31.65	7/10/2022					
	7/7/2011	157,500	—	—	\$ 31.63	7/6/2021					
	7/6/2011	44,381	—	—	\$ 31.34	7/5/2021	\$ 26,358,902				
								23,282	\$1,997,363	46,376	\$ 3,978,597
Mark A. Bottini	7/11/2018	—	31,653	—	\$ 69.54	7/10/2028					
	7/12/2017	13,720	27,439	—	\$ 57.24	7/11/2027					
	7/6/2016	—	—	98,270	\$ 60.84	7/5/2026					
	7/6/2016	21,880	21,880	—	\$ 60.84	7/5/2026					
	7/8/2015	35,156	11,719	—	\$ 47.32	7/8/2025					
	7/9/2014	44,271	—	—	\$ 41.70	7/9/2024					
	7/10/2013	53,911	—	—	\$ 38.48	7/9/2023					
	7/11/2012	58,901	—	—	\$ 31.65	7/10/2022					
	10/17/2011	68,813	—	—	\$ 28.06	10/16/2021	\$ 18,700,293				
								21,530	\$1,847,059	19,135	\$ 1,641,592
John B. Gibson	7/11/2018	—	31,653	—	\$ 69.54	7/10/2028					
	7/12/2017	13,720	27,439	—	\$ 57.24	7/11/2027					
	7/6/2016	—	—	98,270	\$ 60.84	7/5/2026					
	7/6/2016	20,664	20,665	—	\$ 60.84	7/5/2026					
	7/8/2015	35,156	11,719	—	\$ 47.32	7/8/2025					
	7/9/2014	44,271	—	—	\$ 41.70	7/9/2024					
	7/10/2013	53,911	—	—	\$ 38.48	7/9/2023	\$ 11,478,165				
								21,060	\$1,806,737	19,135	\$ 1,641,592

NEO Compensation

Name (a)	Option Awards							Stock Awards			
	Option Grant Date (b)	Number of Securities Underlying Unexercised Options (Exercisable) (c)	Number of Securities Underlying Unexercised Options (Unexercisable) (d)	Equity Incentive Plan Awards: Number of Securities Underlying Unexercised Options (#) (e)	Option Exercise Price (\$) (f)	Option Expiration Date (g)	Total Potential Current Value of Outstanding Options (\$) (h)	Number of Shares or Units of Stock That Have Not Vested (i)	Market Value of Shares or Units of Stock That Have Not Vested (\$) (j)	Equity Incentive Plan Awards: Number of Unearned Shares, Units or Other Rights That Have Not Vested (#) (k)	Equity Incentive Plan Awards: Market or Payout Value of Unearned Shares, Units or Other Rights That Have Not Vested (\$) (l)
Michael E. Gioja	7/11/2018	—	31,653	—	\$ 69.54	7/10/2028					
	7/12/2017	13,720	27,439	—	\$ 57.24	7/11/2027					
	7/6/2016	—	—	98,270	\$ 60.84	7/5/2026					
	7/6/2016	20,664	20,665	—	\$ 60.84	7/5/2026					
	7/8/2015	35,156	11,719	—	\$ 47.32	7/8/2025					
	7/9/2014	44,271	—	—	\$ 41.70	7/9/2024					
	7/7/2011	47,500	—	—	\$ 31.63	7/6/2021					
	7/6/2011	16,001	—	—	\$ 31.34	7/5/2021					
	7/7/2010	4,468	—	—	\$ 26.02	7/6/2020	\$ 12,638,542	21,060	\$1,806,737	19,135	\$ 1,641,592

Number of Securities Underlying Unexercised Options (Column (d))

The options displayed in this column vest as follows: (1) grants prior to July 2017 vest one-fourth per annum over a four-year period; and (2) the July 2017 and July 2018 grants vest one-third per annum over a three-year period from the date of grant.

The following table provides information with respect to the future vesting of each NEO's outstanding options.

	Number of Securities Vesting (#)		
	July 2019	July 2020	July 2021
Martin Mucci	235,073	183,372	59,730
Efrain Rivera	56,234	44,517	14,068
Mark A. Bottini	46,929	35,211	10,551
John B. Gibson	46,321	34,604	10,551
Michael E. Gioja	46,321	34,604	10,551

Equity Incentive Plan Awards: Number of Securities Underlying Unexercised Unearned Options (Column (e))

The options displayed in this column are LTIP performance stock options which will vest in amounts subject to pre-established performance goals for fiscal 2020. The awards are presented at target performance.

Total Potential Current Value of Outstanding Options (Column (h))

The total potential current value of options outstanding is based on the difference between \$85.79, the closing price of the Company's common stock as of May 31, 2019, and the exercise price, multiplied by all outstanding options, whether exercisable or unexercisable. This column is not required by the rules relating to executive compensation disclosures and is not a substitute for information required by Item 402 of SEC Regulation S-K, but rather is intended to provide additional information that stockholders may find useful.

Number of Shares or Units and Market Value of Shares or Units That Have Not Vested (Columns (i) and (j))

The stock awards in this column include awards granted on July 6, 2016, July 12, 2017, and July 11, 2018 that are subject to time-based vesting pro rata over three years. The performance shares granted on July 6, 2016 and July 12, 2017 are also included in this column, since their performance conditions have been satisfied. These performance shares are now restricted with a one-year service requirement before the restrictions lapse in July 2019 and July 2020, respectively.

The following table provides information with respect to the future vesting of each NEO's outstanding restricted stock awards:

	Number of Securities Vesting (#)		
	July 2019	July 2020	July 2021
Martin Mucci	50,838	53,776	5,015
Efrain Rivera	10,806	12,476	—
Mark A. Bottini	10,401	10,243	886
John B. Gibson	9,931	10,243	886
Michael E. Gioja	9,931	10,243	886

The market value displayed is based on the number of shares that have not vested multiplied by \$85.79, the closing price of the Company's common stock as of May 31, 2019.

Total dividends and interest accrued on the restricted stock awards that have not vested as of May 31, 2019 were as follows: Mr. Mucci—\$196,226; Mr. Rivera—\$38,712; Mr. Bottini—\$39,143; and Mr. Gibson and Mr. Gioja—\$37,833 each. The grant-date fair value for restricted stock awards incorporates expected dividends.

Equity Incentive Plan Awards: Unearned Shares, Units or Other Rights That Have Not Vested (Columns (k) and (l))

The stock awards in these columns represent the annual grant of performance shares, Mr. Rivera's special, one-time performance share award granted September 9, 2017, and the special grant of LTIP performance-based restricted stock on July 6, 2016. The annual performance share awards are presented at target performance and have pre-established performance goals that can be achieved over a two-year period. Shares earned will be determined at the end of the performance period, and then will be restricted with a one-year service requirement before the restrictions lapse (except Mr. Rivera's award in fiscal 2019, which will vest immediately following the two-year performance period). The special, one-time award to Mr. Rivera is also presented at target performance, and has pre-established performance goals achieved over a three-year period. The one-year service requirement after the performance period does not apply to the special, one-time award to Mr. Rivera. The LTIP performance-based restricted stock is presented at threshold performance as of May 31, 2019 and achievement will be determined based on comparisons to pre-established targets for fiscal 2020. The market value displayed is based on the number of shares at threshold multiplied by \$85.79, the closing price of the Company's common stock as of May 31, 2019.

NEO Compensation

POTENTIAL PAYMENTS UPON TERMINATION OR CHANGE IN CONTROL

FISCAL 2019

Change in Control Plan

The Company has a Change in Control Plan covering the officers of the Company. Upon involuntary termination by the Company without cause or a voluntary termination by the participant for good reason, within 12 months following a change in control, as defined in the Change in Control Plan, the officer becomes entitled to certain severance benefits. "Cause" means the participant's dereliction of duty to the Company, conviction for a felony, or willful misconduct that has a substantial adverse effect on the Company. "Good reason" means a significant change to the duties, authority, or position that were assigned immediately before the change in control including: the reduction in or removal of any material duties, authority, or position within the Company; assignment of duties inconsistent with the participant's position, authorities, or responsibilities; material reduction to base salary, annual incentive, or other elements of total compensation; relocation of the participant's principal workplace to an area outside of a 50-mile radius; or the failure of a successor company to assume or adopt this plan.

The severance benefits, which are conditioned upon the execution of a general release in favor of the Company, are as follows:

- Cash compensation in the form of a lump-sum payment equal to a multiple of annual cash compensation (base salary and annual incentive program award at target) as determined by position within the Company (CEO—2.0; SVP—1.5);
- Lump-sum cash payment for pro-rated portion of current year annual cash performance incentive award at target;
- Immediate vesting of all outstanding time-based equity awards. Performance-based equity awards will vest at target performance levels on a pro-rated basis, except for Mr. Rivera's September 2017 special one-time award which will vest in full; and
- Lump-sum payment for the cost to continue basic life insurance, medical, dental, vision, and hospitalization benefits for the applicable continuation period, which is determined as the number of years equal to the participant's multiplier (CEO—2.0; SVP—1.5).

The plan does not provide for tax gross-ups. The summary of the terms of the foregoing plan is qualified in its entirety by reference to the text of the plan document. For more information, refer to the Paychex, Inc. Change In Control Plan, incorporated by reference from Exhibit 10.24 to the Company's Form 10-K filed with the SEC on July 15, 2011.

Other Separation Benefits

With the exception of the Change in Control Plan, NEOs are not entitled to severance benefits. However, for all NEOs, upon death or disability all unvested time-based stock options and restricted stock awards become fully vested according to the terms of the award agreements under the 2002 Plan. Upon death or disability a NEO shall be entitled to a prorated portion of actual shares earned under a performance share award, based on the number of days in the performance period until the date of death or disability as a percentage of the total number of days in the performance period. Mr. Rivera's September 2017 one-time performance share award is the exception as it vests in full as of the date of death or disability. The LTIP award agreement does not have a provision allowing vesting of a portion of the award at death, disability, or retirement.

Upon death, disability, or retirement, NEOs may be eligible to receive an annual incentive program payout based on actual fiscal year results and calculated using the base pay received by the NEO during the performance period.

Potential Benefits Upon Separation from Company

The following table presents, as of May 31, 2019, the compensation and benefits to the NEOs upon separation from employment from the Company for the various reasons specified.

	Annual Compensation per the Summary Compensation Table ⁽¹⁾	Potential Payments Upon Separation			
		Voluntary Resignation/ Termination	Death or Disability	Retirement	Termination Other Than For Cause/ Resignation For Good Reason within One Year of Change of Control
Martin Mucci					
Base Salary ⁽²⁾		\$ —	\$ —	\$ —	\$ 1,900,000
Annual Incentive ⁽³⁾		—	1,716,175	1,716,175	2,660,000
Stock Option Awards ⁽⁴⁾		—	11,585,259	—	11,585,259
Restricted Stock Awards ⁽⁵⁾		—	9,405,072	—	9,405,072
Performance Share Awards ⁽⁶⁾		—	1,723,693	—	1,723,693
LTIP-Performance Options ⁽⁷⁾		—	—	—	3,677,773
LTIP Performance Shares ⁽⁸⁾		—	—	—	1,549,046
Benefits ⁽⁹⁾		—	—	—	24,912
Total	\$ 7,930,520	\$ —	\$ 24,430,199	\$ 1,716,175	\$ 32,525,755
Efrain Rivera					
Base Salary ⁽²⁾		\$ —	\$ —	\$ —	\$ 750,000
Annual Incentive ⁽³⁾		—	655,650	655,650	750,000
Stock Option Awards ⁽⁴⁾		—	2,787,706	—	2,787,706
Restricted Stock Awards ⁽⁵⁾		—	1,997,363	—	1,997,363
Performance Share Awards ⁽⁶⁾		—	2,377,584	—	2,377,584
LTIP-Performance Options ⁽⁷⁾		—	—	—	1,838,877
LTIP Performance Shares ⁽⁸⁾		—	—	—	774,491
Benefits ⁽⁹⁾		—	—	—	26,162
Total	\$ 2,404,536	\$ —	\$ 7,818,303	\$ 655,650	\$ 11,302,183
Mark A. Bottini					
Base Salary ⁽²⁾		\$ —	\$ —	\$ —	\$ 675,000
Annual Incentive ⁽³⁾		—	573,660	573,660	742,500
Stock Option Awards ⁽⁴⁾		—	2,294,481	—	2,294,481
Restricted Stock Awards ⁽⁵⁾		—	1,847,059	—	1,847,059
Performance Share Awards ⁽⁶⁾		—	304,469	—	304,469
LTIP-Performance Options ⁽⁷⁾		—	—	—	1,838,877
LTIP Performance Shares ⁽⁸⁾		—	—	—	774,491
Benefits ⁽⁹⁾		—	—	—	39,889
Total	\$ 1,964,282	\$ —	\$ 5,019,669	\$ 573,660	\$ 8,516,766

NEO Compensation

	Annual Compensation per the Summary Compensation Table ⁽¹⁾	Potential Payments Upon Separation			
		Voluntary Resignation/ Termination	Death or Disability	Retirement	Termination Other Than For Cause/ Resignation For Good Reason within One Year of Change of Control
John B. Gibson					
Base Salary ⁽²⁾		\$ —	\$ —	\$ —	\$ 675,000
Annual Incentive ⁽³⁾		—	590,085	590,085	675,000
Stock Option Awards ⁽⁴⁾		—	2,264,166	—	2,264,166
Restricted Stock Awards ⁽⁵⁾		—	1,806,737	—	1,806,737
Performance Share Awards ⁽⁶⁾		—	304,469	—	304,469
LTIP-Performance Options ⁽⁷⁾		—	—	—	1,838,877
LTIP Performance Shares ⁽⁸⁾		—	—	—	774,491
Benefits ⁽⁹⁾		—	—	—	26,331
Total	\$ 1,980,130	\$ —	\$ 4,965,457	\$ 590,085	\$ 8,365,071
Michael E. Gioja					
Base Salary ⁽²⁾		\$ —	\$ —	\$ —	\$ 712,500
Annual Incentive ⁽³⁾		—	622,868	622,868	712,500
Stock Option Awards ⁽⁴⁾		—	2,264,166	—	2,264,166
Restricted Stock Awards ⁽⁵⁾		—	1,806,737	—	1,806,737
Performance Share Awards ⁽⁶⁾		—	304,469	—	304,469
LTIP-Performance Options ⁽⁷⁾		—	—	—	1,838,877
LTIP Performance Shares ⁽⁸⁾		—	—	—	774,491
Benefits ⁽⁹⁾		—	—	—	18,903
Total	\$ 2,032,451	\$ —	\$ 4,998,240	\$ 622,868	\$ 8,432,643
Total for all NEOs	\$ 16,311,919	\$ —	\$ 47,231,868	\$ 4,158,438	\$ 69,142,418

(1) The amounts in this column are the total reported compensation for fiscal 2019 per the Fiscal 2019 Summary Compensation Table presented earlier in this proxy statement. These amounts are provided for comparative purposes only.

(2) Base salary is the annual salary at a multiple as outlined in the Change in Control Plan; 2.0 for CEO and 1.5 for SVPs.

(3) For death or disability and retirement, the value for the annual incentive is the amount earned as of May 31, 2019. For termination other than for cause or resignation for good reason within one year of a change in control, the value for the annual incentive is the incentive at target at a multiple as outlined in the Change in Control Plan; 2.0 for CEO and 1.5 for SVPs.

(4) The value of the unvested stock option awards is determined by the difference in the closing price of the Company's common stock of \$85.79 per share as of May 31, 2019 and the exercise price multiplied by the number of unvested options.

(5) The value of unvested time-based restricted stock awards is based upon the closing price of the Company's common stock of \$85.79 as of May 31, 2019.

(6) The value of the performance share awards is based upon the closing price of the Company's common stock of \$85.79 as of May 31, 2019, assuming achievement at target, and prorated for one-half of the performance period completed as of May 31, 2019. The exception is for Mr. Rivera's one-time performance share award granted in September 2017, which would vest in full as fiscal 2018's and fiscal 2019's net income exceeded target.

(7) The value of the LTIP performance stock options is determined by the difference in the closing price of the Company's common stock of \$85.79 per share as of May 31, 2019, and the exercise price multiplied by the number of unearned options. This is prorated for three-fourths of the portion of the performance period completed as of May 31, 2019.

(8) The value of the LTIP performance restricted stock is based upon the closing price of the Company's common stock of \$85.79 as of May 31, 2019, assuming achievement at target and prorated for three-fourths of the performance period completed as of May 31, 2019.

(9) The value of the cost to continue basic life insurance, medical, dental, vision, and hospitalization benefits for the applicable Continuation Period, which is equal to the number of years as outlined in the Change in Control Plan: 2.0 for CEO, and 1.5 for SVPs.

NON-QUALIFIED DEFERRED COMPENSATION

FISCAL 2019

We offer a non-qualified and unfunded deferred compensation plan to our NEOs. Eligible employees are able to defer up to 50% of their base salary and annual incentive program award. The Company does not contribute to this plan. Gains and losses are credited based on the participant's selection of a variety of designated investment choices. The NEO has sole control as to which of the designated funds to invest in, and earns the resulting return on such investment. We do not match any participant deferral or guarantee a certain rate of return. Distributions are paid at one of the following dates selected by the participant: the participant's termination date; the date the participant retires from any active employment; or a designated specific date. Payments can be made either in a lump sum or in annual installments over a period not to exceed ten years.

The following table summarizes the NEO benefits under the plan:

Name (a)	Fiscal 2019			
	Executive Contributions (\$) (b)	Aggregate Earnings/ (Losses), Net (\$) (c)	Aggregate Withdrawals/ Distributions (\$) (d)	Aggregate Balance as of May 31, 2019 (\$) (e)
Martin Mucci	\$ 205,210	\$ 77,463	\$ —	\$ 2,798,041
Efrain Rivera	\$ 468,091	\$ 200,276	\$ —	\$ 3,394,340
Mark A. Bottini	\$ 64,296	\$ 1,099	\$ —	\$ 209,075
John B. Gibson	\$ 223,855	\$ (5,688)	\$ —	\$ 525,211

Other NEOs are not currently participating in this plan.

Executive Contributions (Column (b))

The amounts in this column reflect the aggregate of the salary and bonus amounts deferred by the NEO during fiscal 2019. These are included in amounts reported in the Fiscal 2019 Summary Compensation Table.

Aggregate Earnings/(Losses), Net (Column (c))

The amounts in this column reflect both net realized gains/(losses) and net unrealized gains/(losses). They are not included in the Fiscal 2019 Summary Compensation Table as the earnings on these investments are not considered to be "above-market" earnings.

Aggregate Withdrawals/Distributions (Column (d))

The amounts in this column would represent amounts withdrawn from the plan, and would have been included in the "Salary" and "Non-Equity Incentive Plan Compensation" amounts reported in the Summary Compensation Tables for current and previous years.

Aggregate Balance as of May 31, 2019 (Column (e))

The amounts in this column reflect the accumulated balances in the plan and include the "Salary" and "Non-Equity Incentive Plan Compensation" deferred amounts reported in current and previous years in the Fiscal 2019 Summary Compensation Table.

NEO Compensation

The investment funds available to NEOs, and the respective one-year rates of return as of May 31, 2019, are as follows:

Name of Fund	Rate of Return	Name of Fund	Rate of Return
American Funds Europacific Growth Fund	(6.67)%	MFS Mid Cap Value Fund R6	0.09 %
BlackRock Global Allocation Fund Class A	(0.96)%	Oppenheimer Developing Markets Fund Class A	(5.91)%
Delaware Small Cap Core Fund	(8.95)%	T. Rowe Price Equity Income Fund	0.18 %
Fidelity Extended Market Index Fund	(3.64)%	T. Rowe Price Growth Stock Fund	3.16 %
Fidelity Government Money Market Fund	1.96 %	T. Rowe Price New Income Fund	6.38 %
Fidelity 500 Index Fund	3.77 %	Vanguard Total International Stock Index Fund	(6.94)%

PROPOSAL 3:
RATIFICATION OF SELECTION OF
PRICEWATERHOUSECOOPERS LLP TO SERVE AS
THE INDEPENDENT REGISTERED PUBLIC
ACCOUNTING FIRM

What am I voting on?

Stockholders are being asked to ratify the appointment of PricewaterhouseCoopers LLP (“PwC”) as the Company’s independent registered public accounting firm (the “independent accountants”) for fiscal 2020.

Voting Recommendation

The Board of Directors recommends a vote **FOR** the ratification of PwC as the Company’s independent accountants for fiscal 2020.



The Audit Committee has appointed PwC as the Company’s independent accountants for fiscal 2020. The firm has served as the independent accountants for the Company since the fiscal year ended May 31, 2014. In connection with the decision to appoint PwC, the Audit Committee evaluates: their reputation, qualifications, and experiences; quality of communications and interactions during the past year; and their independence and objectivity. Although action by stockholders in this matter is not required, the Audit Committee believes that it is appropriate to seek stockholder ratification of this appointment and to seriously consider stockholder opinion on this issue. If the stockholders do not ratify the appointment, the Audit Committee will review its future selection of the independent accountants, but may still retain them.

The Audit Committee is also responsible for the audit fee negotiations associated with the Company’s retention of PwC. In order to ensure continuing auditor independence, the Audit Committee periodically considers whether there should be a regular rotation of the independent accountants. Additionally, the Audit Committee and its Chair are directly involved in the selection and mandated rotation of the lead engagement partner from PwC. The members of the Audit Committee believe that the continued retention of PwC to serve as the Company’s independent accountants is in the best interest of the Company and its stockholders.

Representatives from PwC will be present at the Annual Meeting, will be afforded the opportunity to make any statements they wish, and will be available to respond to appropriate questions from stockholders.

To ratify the appointment of PwC, a majority of the shares present in person or by proxy and entitled to vote on the proposal at the Annual Meeting must be voted for the proposal.

The Board recommends a vote FOR the proposal to ratify the appointment of PwC as the Company’s independent accountants for fiscal 2020.

Independent Accountants

Fees for Professional Services

The following table shows the aggregate fees for professional services rendered for the Company by PwC:

	Year Ended May 31,	
	2019	2018
Audit fees	\$ 1,956,000	\$ 1,620,000
Audit-related fees	127,000	187,000
Tax-related fees	—	126,000
Total fees	\$ 2,083,000	\$ 1,933,000

Audit fees

This category includes fees for fiscal 2019 and fiscal 2018 that were for professional services rendered primarily for the audits of the Company's annual consolidated financial statements, reviews of the financial statements included in the Company's Quarterly Reports on Form 10-Q, audits of the effectiveness of internal control over financial reporting, and for statutory and regulatory filings.

Audit-related fees

This category includes fees for services in fiscal 2019 and fiscal 2018 for consultation concerning financial accounting and reporting standards.

Tax-related fees

This category includes fees for fiscal 2018 services related to tax compliance and planning. There were no tax-related fees for fiscal 2019.

There were no other fees paid to PwC for fiscal 2019 or fiscal 2018.

Audit Committee Policy on Pre-Approval of Services of Independent Accountants

The Audit Committee's policy is to pre-approve all audit and permissible non-audit services provided by the independent accountants. The Audit Committee pre-approved all such audit and audit-related services provided by the independent accountants during fiscal 2019 and fiscal 2018.

REPORT OF THE AUDIT COMMITTEE

The Audit Committee of the Board of Directors oversees the Company's financial reporting process on behalf of the Board and is composed entirely of independent directors. The Audit Committee is governed by a written Charter and its primary responsibilities are highlighted in the Corporate Governance section of this Proxy Statement.

Paychex management is responsible for the preparation of the consolidated financial statements, the financial reporting process, and for the Company's internal controls over financial reporting. PricewaterhouseCoopers LLP, the Company's independent accountants, is responsible for performing independent audits of the Company's consolidated financial statements in accordance with the standards of the Public Company Accounting Oversight Board. The independent accountants are also responsible for expressing an opinion on the effectiveness of the Company's internal controls over financial reporting. The Audit Committee monitors and oversees these processes. Also, the Audit Committee discussed with PricewaterhouseCoopers LLP the matters required to be discussed by Auditing Standard 1301 as adopted by the Public Company Accounting Oversight Board relating to communications with audit committees.

As part of the oversight processes, the Audit Committee regularly meets with management, the Company's internal auditors, and the independent accountants. The Audit Committee meets with the internal auditors and independent accountants, with and without management present, to discuss the overall scope and plans for various audits, results of their examinations, their evaluations of the Company's internal controls, and the overall quality and effectiveness of the Company's financial reporting process and legal and ethical compliance programs, including the Company's Code of Business Ethics and Conduct. The Audit Committee held six meetings during fiscal 2019 and had full access to each of the aforementioned parties.

In fulfilling its oversight responsibilities, the Audit Committee has reviewed and discussed with management and the independent accountants the consolidated financial statements for fiscal 2019, including a discussion on the quality and acceptability of the Company's accounting policies, the reasonableness of significant judgments and estimates, and the clarity of disclosures in the consolidated financial statements. The Audit Committee also monitored the progress and results of testing of internal controls over financial reporting, reviewed reports from management and internal audit regarding design, operation, and effectiveness of internal controls over financial reporting, and reviewed the report from the independent accountants regarding the effectiveness of the Company's internal control over financial reporting.

The Audit Committee has discussed with the independent accountants the matters required to be discussed by Auditing Standard 1301 and SEC Rule 2-07. The independent accountants have provided the Audit Committee with written disclosures and the letter required by the Public Company Accounting Oversight Board regarding independent accountants' communications with the audit committee concerning independence, and the Audit Committee has discussed with the independent accountants and management the accountants' independence. The Audit Committee approved non-audit services provided by PricewaterhouseCoopers LLP during fiscal 2019. The Audit Committee considered whether PricewaterhouseCoopers LLP's provision of non-audit services to the Company and its affiliates and the fees and costs billed for those services, is permissible with PricewaterhouseCoopers LLP's independence. The Audit Committee has a clear policy on non-audit services that may be provided by the independent accountants, which prohibits certain categories of work and requires pre-authorization for all non-audit related services.

Based upon the reviews and discussions referred to above, the Audit Committee recommended and the Board approved that the audited consolidated financial statements be included in the Company's Form 10-K for the fiscal 2019 for filing with the SEC. The Audit Committee has recommended for approval by the Board the selection of the Company's independent accountants.

The Audit Committee:

David J. S. Flaschen, *Chair*
Thomas F. Bonadio
Joseph G. Doody
Kara Wilson

FREQUENTLY ASKED QUESTIONS

What is a Proxy Statement and What Is a Proxy?

We are furnishing this proxy statement to stockholders on behalf of our Board, who is soliciting your proxy to vote at the Annual Meeting. A proxy statement is a document that SEC regulations require us to give you when we ask you to sign a proxy designating individuals to vote on your behalf. This proxy statement summarizes information concerning the matters to be presented at the Annual Meeting and related information to help stockholders make an informed vote.

A proxy is your legal designation of another person to vote the stock that you own. That other person is called a proxy. The proxy card is your written document that designates someone to be your proxy. We have designated two of our officers as proxies for the Annual Meeting —Martin Mucci, President and CEO, and Efrain Rivera, SVP, CFO and Treasurer.

Distribution of this proxy statement and a form of proxy to stockholders is scheduled to begin on or about September 18, 2019.

When and Where Is the Annual Meeting?

The Annual Meeting will be held on Thursday, October 17, 2019 at 10:00 a.m. Eastern Time at The Strong, One Manhattan Square, Rochester, NY 14607.

What Am I Voting On? How Do You Recommend I Vote?

The table below shows the proposals subject to vote at the Annual Meeting, along with information on what vote is required to approve each of the proposals, assuming the presence of a quorum at the Annual Meeting, and the Board's recommendations for each proposal. With respect to Proposals 1, 2, and 3, you may vote "FOR," "AGAINST," or "ABSTAIN."

Proposal	Vote Required	Board Recommendation
Proposal 1: Election of nine nominees to the Board of Directors for a one-year term	Majority of the votes duly cast	FOR all director nominees
Proposal 2: Advisory vote to approve the Company's named executive officer compensation	Majority of the shares present in person or by proxy and entitled to vote on the proposal	FOR
Proposal 3: Ratification of the selection of PricewaterhouseCoopers LLP to serve as our independent registered public accounting firm	Majority of the shares present in person or by proxy and entitled to vote on the proposal	FOR

Who is Entitled to Vote At the Annual Meeting?

Stockholders of record of our common stock as of the close of business on August 19, 2019 (the "Record Date") will be eligible to vote at the Annual Meeting. Each share outstanding as of the Record Date will be entitled to one vote.

How Many Shares Must Be Present to Hold the Annual Meeting?

In order for us to conduct our Annual Meeting, the holders of a majority of the shares entitled to vote must be present at the Annual Meeting in person or by proxy. This is called a quorum. A quorum is necessary to hold a valid meeting. As of August 19, 2019, 358,139,386 shares of common stock were issued and outstanding. A total of 179,069,694 shares will constitute a quorum.

What is The Difference Between a Registered Stockholder and a Beneficial Stockholder?

If your shares are registered directly in your name with the Company's transfer agent, American Stock Transfer & Trust Company, LLC, you are considered a stockholder of record, or a "**registered stockholder**," with respect to those shares. If your shares are held in a brokerage account in the name of your bank, broker, or other nominee (this is called "street name"), you are not a registered stockholder, but rather are considered a "**beneficial owner**" of those shares. Your bank, broker, or other nominee will send you instructions on how to vote your shares.

What Shares are Included on the Proxy Card?

You may receive more than one proxy card if you have multiple accounts with our transfer agent, or with banks, brokers, or other nominees.

If you are a **registered stockholder**, you will receive a proxy card for shares of common stock you hold in certificate form or in book-entry form.

If you are a participant in the Paychex Employee Stock Ownership Plan Stock Fund ("ESOP") of the Company's 401(k) Plan, you will receive a proxy card that reflects those shares. You can vote those shares using the methods described below. This will serve as a voting instruction for Fidelity Management Trust Company (the "Trustee"), who is the holder of record for the shares in the ESOP. As a participant in the ESOP, you have the right to direct the Trustee on how to vote the shares of common stock credited to your account at the Annual Meeting. The participants' voting instructions will be tabulated confidentially. Only the Trustee and/or the tabulator will have access to each participant's individual voting direction. If you do not submit voting instructions for your shares of common stock in the ESOP, those shares will be voted by the Trustee in the same proportions as the shares for which voting instructions were received from other participants. To allow sufficient time for voting by the Trustee, voting instructions by ESOP participants must be received by 11:59 p.m. Eastern Time on Friday, October 11, 2019. The Trustee will then vote all shares of common stock held in the ESOP by the established deadline.

If you are a **beneficial owner**, you will receive voting instruction information from the bank, broker, or other nominee through which you own your shares of common stock.

How Do I Vote in Advance of the Annual Meeting?

If you are a registered stockholder, or a participant in the ESOP, you can vote in one of the following ways:

- **Via the internet**—Go to the website noted on your proxy card in order to vote via the Internet. Internet voting is available 24 hours a day. We encourage you to vote via the Internet, as it is the most cost-effective way to vote.
- **By telephone**—Call the toll-free telephone number indicated on your proxy card and follow the voice prompt instructions to vote by telephone. Telephone voting is available 24 hours a day.
- **By mail**—Mark your proxy card, sign and date it, and return it in the enclosed postage-paid envelope. If you elected to electronically access the proxy statement and annual report, you will not receive a proxy card and must vote via the Internet.
- **By mobile device**—Scan this QR code



Proxies submitted by internet or telephone must be received by 11:59 p.m. Eastern Time on Wednesday, October 16, 2019. If you vote by telephone or the Internet, you do not need to return your proxy card.

If you are a **beneficial owner**, you can vote in the manner prescribed by the bank, broker, or other nominee through which you own your shares of common stock. You will receive voting instruction information for you to use in directing the bank, broker or other nominee how to vote your shares. Check the voting instruction information used by the bank, broker or other nominee to see if it offers internet or telephone voting.

FAQ

May I Vote In Person at the Annual Meeting?

If you are a **registered stockholder**, you may vote your shares at the Annual Meeting if you attend in person, even if you previously submitted a proxy card or voted by Internet or telephone. Whether or not you plan to attend the meeting, however, we strongly encourage you to vote your shares by proxy before the meeting.

If you are a beneficial owner and want to vote your shares in person at the Annual Meeting, you will need to ask your bank, broker, or other nominee to furnish you with a legal proxy. You must hand this legal proxy in with your completed ballot. Without this legal proxy you will be unable to vote at the meeting.

May I Change My Mind After I Vote?

Registered stockholders may change a properly executed proxy at any time prior to it being voted at the Annual Meeting by:

- providing written notice of revocation to the Corporate Secretary;
- submitting a later-dated proxy via the internet, telephone, or mail; or
- voting in person at the Annual Meeting.

Beneficial owners should contact their broker, bank, or other nominee for instructions on how to change their vote.

If you are a participant in the ESOP, you may change a properly executed proxy at any time prior to 11:59 p.m. Eastern Time on October 11, 2019, by submitting a proxy that has a more recent date than the original proxy by Internet, telephone, or mail. You may not, however, change your voting instructions in person at the Annual Meeting because the Trustee will not be present.

In What Manner Are Proxies Voted? What if I Returned My Proxy Card Without Specifying a Vote?

All votes properly cast and not revoked will be voted at the Annual Meeting in accordance with the stockholder's directions. You should specify your choice for each matter on your proxy card. However, if you do not specify your choices on your returned proxy card, then your shares will be voted in accordance with the Board's recommendations. Should any matter not described above be properly presented at the Annual Meeting, the persons named on the proxy form will vote in accordance with their judgment as permitted.

If you are a **beneficial owner**, in order to ensure your shares are voted the way you would like, you must provide voting instructions to your bank, broker, or other nominee. If you do not provide your voting instructions to that party, whether your shares can be voted depends on the type of item being considered for vote. New York Stock Exchange ("NYSE") rules allow your bank, broker, or other nominee to use its own discretion and vote your shares on routine matters. A bank, broker, or other nominee does not have discretion to vote your shares on non-routine matters (known as "broker non-votes"). Proposals 1 and 2 are not considered to be routine matters under the current NYSE rules, and so your bank, broker, or other nominee will not have the discretionary authority to vote your shares on those items. Proposal 3 is considered a routine matter under NYSE rules, so your bank, broker, or other nominee will have discretionary authority to vote your shares on that item.

How Are Broker Non-Votes and Abstentions Counted?

Broker non-votes are not considered votes for or against a proposal and therefore will have no direct impact on any proposal since they are not deemed to be duly cast nor entitled to vote, but they will be counted for the purpose of determining the presence or absence of a quorum. ***Therefore, we urge you to give voting instructions to your bank or broker on all voting items.***

Abstentions are also counted for the purposes of establishing a quorum, but will have the same effect as a vote against a proposal, except in regard to the election of directors. For this item, abstentions will have no direct impact.

How Can I Find the Results of the Voting?

We will announce the preliminary voting results at the Annual Meeting. The Company will report the final results in a Current Report on Form 8-K filed with the SEC within four business days following the Annual Meeting.

Can I Access Proxy Materials on the Internet?

The Notice of Annual Meeting of Stockholders, proxy statement, and annual report are available on the Company's website at www.paychex.com/investors.

As an alternative to receiving paper copies of the proxy statement and annual report in the mail, stockholders can elect to receive an e-mail message, which will provide a link to these documents on the internet. Opting to receive your proxy materials online saves the Company the cost of producing and mailing bulky documents and reduces the volume of duplicate information you receive.

For **registered stockholders**, to give your consent to receive future documents via electronic delivery, vote your proxy via the Internet and follow the instructions to enroll in the electronic delivery service. For **beneficial owners**, please check the information in the proxy materials provided by your bank, broker, or other nominee regarding the availability of electronic delivery service.

Are There Any Other Actions to be Presented at the Annual Meeting?

As of the date of this proxy statement, management does not intend to present, and has not been informed that any other person intends to present, any matter for action at the Annual Meeting other than those described in this proxy statement. If any other matters properly come before the Annual Meeting, the persons named in the enclosed proxy will vote on such matters in accordance with their judgment.

Who Pays for the Cost of Solicitation of Proxies?

Solicitation of proxies is made on behalf of the Company and the Company will pay the cost of solicitation of proxies. The Company will reimburse any banks, brokers and other custodians, nominees, and fiduciaries for their expenses in forwarding proxies and proxy solicitation material to the beneficial owners of the shares held by them. In addition to solicitation by use of the mail or via the internet, directors, officers, and regular employees of the Company, without extra compensation, may solicit proxies personally or by telephone or other communication means.

How Are Proxy Materials and the Company's Annual Report Being Delivered?

The Notice of Annual Meeting of Stockholders, proxy statement, proxy card, and annual report are being mailed to stockholders on or about September 18, 2019. You may also obtain a copy of our Annual Report on Form 10-K filed with the SEC, without charge, upon written request submitted to Paychex, Inc., 911 Panorama Trail South, Rochester, New York 14625-2396, Attention: Investor Relations.

What is Householding?

In accordance with the Exchange Act, the Company delivers materials to stockholders under a program known as "householding." Under the householding program, the Company is delivering one copy of its annual report and proxy statement in a single envelope addressed to all stockholders who share a single address, unless such stockholders previously notified the Company that they wish to revoke their consent to the householding. Householding is intended to reduce the Company's printing and postage costs.

You may revoke your consent at any time by calling toll-free (800) 542-1061 or by writing to Broadridge Investor Communications Services, Attention: Broadridge Householding Department, 51 Mercedes Way, Edgewood, New York 11717. If you revoke your consent, you will be removed from the householding program within 30 days of receipt of your revocation, and each stockholder at your address will receive individual copies of the Company's disclosure documents.

FAQ

Stockholders of record residing at the same address and currently receiving multiple copies of the annual report and proxy statement and who wish to receive a single copy may also contact Broadridge Investor Communications Services at the phone number and address noted above. Beneficial owners will need to contact their broker, bank, or other nominee to request that only a single copy of each document be mailed to all stockholders at the shared address in the future.

The Company hereby undertakes to deliver upon oral or written request a separate copy of its proxy statement and annual report to a stockholder at a shared address to which a single copy was delivered. If such stockholder wishes to receive a separate copy of such documents, please contact Terri Allen, Investor Relations, either by calling toll-free (800) 828-4411 or by writing to Paychex, Inc., 911 Panorama Trail South, Rochester, New York 14625-2396, Attention: Investor Relations.

If you own Paychex stock beneficially through a bank, broker, or other nominee, you may already be subject to householding if you meet the criteria. If you wish to receive a separate proxy statement and annual report in future mailings, you should contact your bank, broker, or other nominee.

How Do I Submit a Proposal for Next Year's Annual Meeting?

Stockholder proposals, which are intended to be presented at the 2020 Annual Meeting of Stockholders, for inclusion in the Company's proxy statement pursuant to SEC Rule 14a-8, must be received by the Company at its executive offices on or before May 21, 2020 to be considered timely. Any such proposals, including stockholder proposals for candidates for nomination for election to the Board, must be submitted in accordance with applicable SEC rules and regulations, and follow the Company's procedures under "Communications with the Board of Directors."

Stockholder proposals, which are intended to be presented at the 2020 Annual Meeting of Stockholders outside of the SEC Rule 14a-8 process, must be received by the Company's Corporate Secretary at its executive offices no sooner than June 19, 2020 and no later than July 19, 2020 to be considered timely.

If the date of our 2020 Annual Meeting of Stockholders has been changed by more than 30 days before or more than 60 days after the first anniversary of this Annual Meeting, Stockholders must submit proposals (1) not earlier than the 120th day prior to the 2020 Annual Meeting and not later than the close of business on the 90th day prior to the 2020 Annual Meeting or (2) if public announcement of the 2020 Annual Meeting is less than 100 days prior to the date of the meeting, not later than the 10th day following the day on which public disclosure of the 2020 Annual Meeting is first made.

Stockholders may nominate candidates for the Board by the same deadlines as proposals for business to come before the 2020 Annual Meeting of Stockholders. Each notice of business or nomination must set forth the information required by our By-Laws. Any such proposals, including stockholder proposals for candidates for nomination for election to the Board, must be submitted in accordance with applicable SEC rules and regulations, and follow the Company's procedures in its By-Laws. Submitting a notice does not ensure that the proposal will be raised at the 2020 Annual Meeting. We will not permit stockholder proposals that do not comply with the foregoing notice requirement to be brought before the 2020 Annual Meeting of Stockholders.

APPENDIX A

PAYCHEX, INC. NON-GAAP FINANCIAL MEASURES

The following table reconciles the GAAP measures to the related non-GAAP measures that were utilized within this proxy statement.

\$ in millions, except per share amounts	2019	Change	2018 As adjusted ⁽¹⁾	Change	2017 As adjusted ⁽¹⁾
Operating income (GAAP)	\$1,371	6%	\$ 1,292	3%	\$ 1,254
Add: Termination of license agreements ⁽²⁾	—		33		—
Less: Interest on funds held for clients	(81)		(64)		(51)
Operating income, net of certain items (non-GAAP)	\$1,290	2%	\$ 1,261	5%	\$ 1,203
Net income (GAAP)	\$1,034	4%	\$ 994	20%	\$ 826
Non-GAAP adjustments:					
Excess tax benefit related to employee stock-based compensation payments ⁽³⁾	(8)		(13)		(18)
Revaluation of net deferred tax liabilities ⁽⁴⁾	2		(84)		—
Termination of license agreements ⁽²⁾	—		25		—
Total non-GAAP adjustments	(6)		(72)		(18)
Adjusted net income (non-GAAP)	\$1,028	11%	\$ 922	14%	\$ 808
Diluted earnings per share (GAAP)	\$ 2.86	4%	\$ 2.75	21%	\$ 2.28
Non-GAAP adjustments:					
Excess tax benefit related to employee stock-based compensation payments ⁽³⁾	(0.02)		(0.04)		(0.05)
Revaluation of net deferred tax liabilities ⁽⁴⁾	—		(0.23)		—
Termination of license agreements ⁽²⁾	—		0.07		—
Total non-GAAP adjustments	(0.02)		(0.20)		(0.05)
Adjusted diluted earnings per share (non-GAAP)	\$ 2.84	11%	\$ 2.55	14%	\$ 2.23

(1) Amounts have been adjusted to reflect the adoption of ASC Topic 606.

(2) Additional expense and corresponding tax benefit recognized as a result of the termination of certain license agreements. This event is not expected to recur.

(3) Net tax windfall or shortfall benefits related to employee stock-based compensation payments recognized in income taxes. This item is subject to volatility and will vary based on employee decisions on exercising employee stock options and fluctuations in our stock price, neither of which is within the control of management.

(4) Non-recurring tax benefits recognized as a result of the Tax Act related to the revaluation of net deferred tax liabilities and the one-time tax charge as a result of updated guidance on Internal Revenue Code Section 162(m).

Appendix A

In addition to reporting operating income, net income, and diluted earnings per share, which are U.S. GAAP measures, we present operating income, net of certain items, adjusted net income, and adjusted diluted earnings per share, which are non-GAAP measures. We believe operating income, net of certain items, adjusted net income, and adjusted diluted earnings per share are appropriate additional measures, as they are indicators of our core business operations performance period over period. Operating income, net of certain items, excludes interest on funds held for clients. Interest on funds held for clients is an adjustment to operating income due to the volatility of interest rates, which are not within the control of management. For fiscal 2018, the charge following terminations of certain license agreements is also excluded due to its unusual nature and it is not expected to recur. Adjusted net income and adjusted diluted earnings per share exclude the impact of certain discrete tax items related to employee stock-based compensation payments, which are subject to volatility and are subject to employee decisions on exercising stock options and fluctuations in stock price. Also excluded is the one-time discrete tax benefit for revaluation of deferred tax liabilities due to the Tax Act. Operating income, net of certain items, adjusted net income, and adjusted diluted earnings per share are not calculated through the application of U.S. GAAP and are not required forms of disclosure by the SEC. As such, they should not be considered as a substitute for the U.S. GAAP measures of operating income, net income, and diluted earnings per share, and therefore should not be used in isolation, but in conjunction with the U.S. GAAP measures. The use of any non-GAAP measure may produce results that vary from the U.S. GAAP measure and may not be comparable to a similarly defined non-GAAP measure used by other companies.

APPENDIX B

PAYCHEX, INC. RECONCILIATION OF PERFORMANCE MEASURES TO THOSE REPORTED IN THE COMPANY'S CONSOLIDATED FINANCIAL STATEMENTS

Under the Company's incentive compensation programs, performance targets are often based on measures of service revenue and operating income, net of certain items (see Note 2 below regarding this non-GAAP measure). In evaluating achievement, the programs allow for certain adjustments to be made to the results reported in the consolidated financial statements. For fiscal 2019 adjustments were related to businesses acquired and the impact of ASC Topic 606.

The following table reconciles the results reported in our consolidated financial statements to those representing achievement under the award agreement for the July 2017 performance shares.

In millions	Year ended May 31,		
	2019	2018 As Reported ⁽¹⁾	2-Year Performance Period
Service revenue	\$3,692	\$ 3,317	\$ 7,009
Less: Service revenue associated with acquired businesses	(240)	—	(240)
Service revenue, as calculated under the award	\$3,452	\$ 3,317	\$ 6,769
Operating income	\$1,371	\$ 1,288	\$ 2,659
Less: Interest on funds held for clients	(81)	(64)	(145)
Add: Termination of license agreements	—	33	33
Operating income, net of certain items ⁽²⁾	1,290	1,257	2,547
Adjustments allowed under the award:			
(Less)/Add: Operating income/losses and other costs related to acquired businesses	(3)	8	5
Less: ASC 606 Topic adjustment target	(14)	—	(14)
Operating income, net of certain items ⁽²⁾, as calculated under the award	\$1,273	\$ 1,265	\$ 2,538

(1) Except for adjustments allowed under the award, amounts are as reported in our Annual Report on Form 10-K for fiscal year ended May, 31, 2018 and are not restated for the adoption of ASC Topic 606.

(2) Operating income, net of certain items, is a non-GAAP measure that is provided in addition to the U.S. GAAP measure of operating income for purposes of compensation program performance targets. Refer to discussion of non-GAAP measures and reconciliation to the related GAAP measure in Appendix A.

HELPFUL RESOURCES

Visit the website, or scan the QR codes to access these sites with your mobile device.

Paychex website
www.paychex.com



Investor Relations
www.paychex.com/investors



Proxy Voting
www.proxyvote.com



ABOUT PAYCHEX

Paychex, Inc. (Nasdaq:PAYX) is a leading provider of integrated human capital management solutions for payroll, benefits, human resources, and insurance services. By combining its innovative software-as-a-service technology and mobility platform with dedicated, personal service, Paychex empowers small- and medium-sized business owners to focus on the growth and management of their business. Backed by more than 45 years of industry expertise, Paychex serves approximately 670,000 payroll clients as of May 31, 2019, across more than 100 locations in the U.S. and Europe, and pays one out of every 12 American private sector employees. Learn more about Paychex by visiting www.paychex.com and stay connected on [Twitter](#) and [LinkedIn](#).



The Future of Work Is Paychex

The workplace as we know it is changing. Paychex leads the way by making complex HR, payroll, and benefits simple. Our innovative HR outsourcing technology and the expertise of our highly trained HR consultants meet the evolving needs of our customers and their employees.


You can see it in our growth as an HR leader as well as in the positive returns we deliver to our shareholders.

Thank you for your investment in Paychex.

paychex.com

 facebook.com/paychex

 twitter.com/paychex

 linkedin.com/company/paychex



PAYCHEX, INC.
911 PANORAMA TRAIL SOUTH
ROCHESTER, NY 14625-2396

VOTE BY INTERNET - www.proxyvote.com

Use the internet to transmit your voting instructions and for electronic delivery of information. Vote by 11:59 P.M. ET on 10/16/2019 for shares held directly and by 11:59 P.M. ET on 10/11/2019 for shares held in a Plan. Have your proxy card in hand when you access the web site and follow the instructions to obtain your records and to create an electronic voting instruction form.

ELECTRONIC DELIVERY OF FUTURE PROXY MATERIALS

If you would like to reduce the costs incurred by our company in mailing proxy materials, you can consent to receiving all future proxy statements, proxy cards and annual reports electronically via e-mail or the internet. To sign up for electronic delivery, please follow the instructions above to vote using the internet and, when prompted, indicate that you agree to receive or access proxy materials electronically in future years.

VOTE BY PHONE - 1-800-690-6903

Use any touch-tone telephone to transmit your voting instructions. Vote by 11:59 P.M. ET on 10/16/2019 for shares held directly and by 11:59 P.M. ET on 10/11/2019 for shares held in a Plan. Have your proxy card in hand when you call and then follow the instructions.

VOTE BY MAIL

Mark, sign and date your proxy card and return it in the postage-paid envelope we have provided or return it to Vote Processing, c/o Broadridge, 51 Mercedes Way, Edgewood, NY 11717.

TO VOTE, MARK BLOCKS BELOW IN BLUE OR BLACK INK AS FOLLOWS:

KEEP THIS PORTION FOR YOUR RECORDS

THIS PROXY CARD IS VALID ONLY WHEN SIGNED AND DATED.

DETACH AND RETURN THIS PORTION ONLY

The Board of Directors recommends you vote FOR the following:

1. Election of Directors

Nominees	For	Against	Abstain
1a. B. Thomas Golisano	<input type="checkbox"/>	<input type="checkbox"/>	<input type="checkbox"/>
1b. Thomas F. Bonadio	<input type="checkbox"/>	<input type="checkbox"/>	<input type="checkbox"/>
1c. Joseph G. Doody	<input type="checkbox"/>	<input type="checkbox"/>	<input type="checkbox"/>
1d. David J.S. Flaschen	<input type="checkbox"/>	<input type="checkbox"/>	<input type="checkbox"/>
1e. Pamela A. Joseph	<input type="checkbox"/>	<input type="checkbox"/>	<input type="checkbox"/>
1f. Martin Mucci	<input type="checkbox"/>	<input type="checkbox"/>	<input type="checkbox"/>
1g. Joseph M. Tucci	<input type="checkbox"/>	<input type="checkbox"/>	<input type="checkbox"/>
1h. Joseph M. Velli	<input type="checkbox"/>	<input type="checkbox"/>	<input type="checkbox"/>
1i. Kara Wilson	<input type="checkbox"/>	<input type="checkbox"/>	<input type="checkbox"/>

The Board of Directors recommends you vote FOR proposals 2 and 3.

2. ADVISORY VOTE TO APPROVE NAMED EXECUTIVE OFFICER COMPENSATION.

For ☐ Against ☐ Abstain ☐

3. RATIFICATION OF SELECTION OF PRICEWATERHOUSECOOPERS LLP TO SERVE AS THE INDEPENDENT REGISTERED PUBLIC ACCOUNTING FIRM.

For ☐ Against ☐ Abstain ☐

NOTE: SHARES ISSUED TO OR HELD FOR THE ACCOUNT OF THE UNDERSIGNED UNDER THE ESOP WILL BE VOTED AS DIRECTED. IF NO DIRECTION IS MADE, IF THE CARD IS NOT SIGNED, OR IF THE CARD IS NOT RECEIVED BY FRIDAY, OCTOBER 11, 2019, THE SHARES ISSUED TO OR HELD FOR THE ACCOUNT OF THE PARTICIPANT WILL BE VOTED BY THE ESOP TRUSTEE IN THE SAME PROPORTION AS ESOP SHARES FOR WHICH INSTRUCTIONS HAVE BEEN RECEIVED.

Please sign exactly as your name(s) appear(s) hereon. When signing as attorney, executor, administrator, or other fiduciary, please give full title as such. Joint owners should each sign personally. All holders must sign. If a corporation or partnership, please sign in full corporate or partnership name by authorized officer.

--	--

Signature [PLEASE SIGN WITHIN BOX]

Date

--	--

Signature (Joint Owners)

Date

0000428656_1 R1.0.1.18



September 18, 2019
Dear Paychex Stockholder:

The Board of Directors cordially invites you to attend our Annual Meeting of Stockholders (the "Annual Meeting") on Thursday, October 17, 2019 at 10:00 a.m. Eastern Time at The Strong, One Manhattan Square, Rochester, NY, 14607.

The accompanying booklet includes the formal Notice of Annual Meeting of Stockholders and the Proxy Statement. The Proxy Statement tells you about the agenda items and the procedures for the Annual Meeting. It also provides certain information about Paychex, Inc., its Board of Directors, and its Named Executive Officers.

It is important that your shares be represented at the Annual Meeting. Whether or not you plan to attend the Annual Meeting, you are encouraged to vote. You may vote by Internet, telephone, proxy card, or written ballot at the Annual Meeting. We encourage you to use the Internet as it is the most cost-effective way to vote. If you elected to electronically access the Proxy Statement and Annual Report, you will not be receiving a proxy card and must vote via the Internet.

We hope you will be able to attend the Annual Meeting and would like to take this opportunity to remind you that your vote is important. If you need special assistance at the Annual Meeting, please contact the Corporate Secretary at (800) 828-4411, or write to Paychex, Inc., 911 Panorama Trail South, Rochester, New York 14625-2396, Attention: Corporate Secretary.

Sincerely,

Martin Mucci
President and Chief Executive Officer

Important Notice Regarding the Availability of Proxy Materials for the Annual Meeting:
The Notice & Proxy Statement and Annual Report are available at www.proxyvote.com

PAYCHEX, INC.

**Proxy Solicited on Behalf of the Board of Directors
of Paychex, Inc. for the Annual Meeting, October 17, 2019**

PROXY

The undersigned hereby appoints MARTIN MUCCI and EFRAIN RIVERA, or either of them, with full power of substitution, attorneys and proxies to represent the undersigned at the Annual Meeting of Stockholders to be held on October 17, 2019 ("Annual Meeting"), and at any adjournment thereof, with all the powers which the undersigned would possess if personally present to vote all shares of stock which the undersigned may be entitled to vote at said Annual Meeting. **The shares represented by this proxy will be voted as instructed by you and in the discretion of the proxy on all other matters. If not otherwise specified in this proxy card, shares will be voted in accordance with the recommendations of the Board of Directors.**

If shares of Paychex, Inc. Common Stock are issued to or held for the account of the undersigned under the Paychex Employee Stock Ownership Plan Stock Fund ("ESOP") of the Paychex, Inc. 401(k) Incentive Retirement Plan, then the undersigned hereby directs the trustee of the ESOP to vote all shares of Paychex, Inc. Common Stock in the undersigned's name and/or account under such plan in accordance with the instructions given herein, at the Annual Meeting and at any adjournment thereof, on all matters properly coming before the Annual Meeting, including but not limited to the matters set forth on the reverse side.

THIS PROXY IS SOLICITED ON BEHALF OF THE COMPANY'S BOARD OF DIRECTORS. PLEASE MARK, SIGN, DATE AND RETURN IT IN THE ENCLOSED ENVELOPE. IF NOT OTHERWISE MARKED, THE SHARES REPRESENTED BY THIS PROXY SHALL BE VOTED "FOR" EACH OF THE NOMINEES IN PROPOSAL 1, "FOR" PROPOSAL 2, AND "FOR" PROPOSAL 3.

Continued and to be signed on reverse side

0000428656_2 R1.01.18